

Cadet

Essais Qualificatifs Série 1 (QPS1)

Document 14.2 OFFICIEL

Résultats

Sous réserve du contrôle technique ou d'incidents d'ordre sportif

Cl	N°	Pilote	Concurrent	Equipement	Secteur 1	Secteur 2	Secteur 3	Temps	Ecart	Tours
1	331	AMAND Marcus	PB KART	ZANARDI // BRIDGESTONE	22.788	20.061	24.159	1:07.008		7
2	311	COSTET Enzo	CBK	ZANARDI // BRIDGESTONE	22.975	20.039	24.311	1:07.325	0.317	7
3	329	CALDARAS Enzo	KPR	ZANARDI // BRIDGESTONE	23.238	20.354	24.529	1:08.121	1.113	7
4	316	MAGUET Sacha	SPIRGEL RACING TEAM	BIREL // BRIDGESTONE	23.020	20.579	24.571	1:08.170	1.162	7
5	325	DUPONT Ilann	IDPASSIONKARTING	CRG BY KCM // BRIDGESTONE	22.945	20.482	24.785	1:08.212	1.204	7
6	306	FURON CASTELAIN Maxime	JH MOTORSPORT	ZANARDI // BRIDGESTONE	23.282	20.409	24.550	1:08.241	1.233	7
7	313	CAPIETTO Maceo	CAPIETTO	BIREL // BRIDGESTONE	23.203	20.666	24.426	1:08.295	1.287	6
8	317	NICOULEAU William	MATEC COMPÉTITION	EXPRIT // BRIDGESTONE	23.040	20.761	24.533	1:08.334	1.326	7
9	330	BROCARD Eliott	TEAM FOTI JUNIOR	CRG BY KCM // BRIDGESTONE	23.110	20.668	24.702	1:08.480	1.472	7
10	309	LUEGER Clément	KARTAGENE	BIREL // BRIDGESTONE	23.315	20.576	24.790	1:08.681	1.673	7
11	399	FAVRE Romain	ASK GTS KARTING	ZANARDI // BRIDGESTONE	23.153	20.952	24.717	1:08.822	1.814	7
12	328	HIPP Noa	HIPP RACING FAMILLY	KOSMIC // BRIDGESTONE	23.337	20.754	24.819	1:08.910	1.902	7
13	304	GELEY Maxime	MXG KART RACING	KOSMIC // BRIDGESTONE	23.272	20.863	24.916	1:09.051	2.043	7
14	355	SCHULZ Karel	JKW COMPETITION	TONY KART // BRIDGESTONE	23.529	20.716	24.875	1:09.120	2.112	7
15	301	GRILLON Maxime	DUNOIS KART COMPETITION	CRG BY KCM // BRIDGESTONE	23.162	21.181	24.950	1:09.293	2.285	7
16	300	LE GUILLOIS Martin	MARTIN RACING	KOSMIC // BRIDGESTONE	23.343	21.129	24.849	1:09.321	2.313	7
17	393	PONCEL Léo	KPR	REDSPEED // BRIDGESTONE	23.603	20.936	24.965	1:09.504	2.496	7
18	395	CARPENTIER Celian	RACE KART	ZANARDI // BRIDGESTONE	23.721	21.074	24.846	1:09.641	2.633	7
19	332	SUAU Lorenzo	SUAU RACING KART	TONY KART // BRIDGESTONE	23.203	21.517	25.076	1:09.796	2.788	7
20	335	MAUGAIN Guillaume		CRG BY KCM // BRIDGESTONE	23.437	21.349	25.016	1:09.802	2.794	7
21	333	CATALA Sacha		CRG BY KCM // BRIDGESTONE	24.205	21.236	25.696	1:11.137	4.129	7
22	320	REVEILLERE Leny	TK RACING	ZANARDI // BRIDGESTONE	24.035	21.243	26.102	1:11.380	4.372	7
23	373	COUCHE GUILLOU Eliott	PKS	CRG BY KCM // BRIDGESTONE	24.206	21.542	25.983	1:11.731	4.723	2
24	323	GAL Enzo	PATURAGES RACING	SODI // BRIDGESTONE	24.103	22.486	25.743	1:12.332	5.324	7
25	315	PELINI Andrea	DKS	EXPRIT // BRIDGESTONE	24.743	22.044	26.037	1:12.824	5.816	6
26	350	JAUBERT Mathys	MJ RACING TEAM	ZANARDI // BRIDGESTONE	23.214	20.405	24.514	réclassement		

N°350 JAUBERT Mathys : Non conformité technique (Art 19 du RSN 2017). Suivant la décision sportive N°1.

Départ : 13/05 - 09:09:23

Meilleur tour : N°331 AMAND Marcus

1:07.008 80,58 Km/h

Météo : Soleil Air : 14°C Piste : Séchage


NSK1 Salbris 2017 (FRA) 12-14/05/2017

Page 1 / 1

3MK Events

Apex Timing





Cadet


Essais Qualificatifs Série 1 (QPS1)

Pour information, sans valeur officielle

Best Sectors Analysis

S1			S2			S3		
Clt	N°	Temps	Clt	N°	Temps	Clt	N°	Temps
1	331	22.788	1	311	20.039	1	331	24.159
2	311	22.807	2	331	20.061	2	311	24.311
3	325	22.945	3	329	20.354	3	313	24.426
4	316	23.018	4	306	20.409	4	329	24.529
5	317	23.038	5	325	20.482	5	317	24.533
6	399	23.078	6	309	20.576	6	306	24.550
7	330	23.110	7	316	20.579	7	325	24.563
8	301	23.162	8	313	20.599	8	316	24.571
9	306	23.182	9	330	20.668	9	330	24.702
10	332	23.203	10	304	20.680	10	399	24.717
10	313	23.203	11	355	20.716	11	328	24.734
12	328	23.233	12	328	20.754	12	300	24.740
13	329	23.238	13	317	20.757	13	309	24.761
14	304	23.272	14	395	20.771	14	304	24.766
15	309	23.315	15	393	20.886	15	395	24.846
16	300	23.343	16	399	20.952	16	355	24.875
17	335	23.437	17	333	21.113	17	301	24.950
18	395	23.487	18	300	21.129	18	332	24.963
19	355	23.529	19	301	21.181	19	393	24.965
20	393	23.585	20	320	21.243	20	335	24.981
21	320	24.035	21	335	21.349	21	323	25.567
22	323	24.103	22	332	21.375	22	320	25.605
23	333	24.200	23	373	21.542	23	333	25.640
24	373	24.206	24	315	22.044	24	373	25.983
25	315	24.743	25	323	22.441	25	315	26.002

Ideal Lap Times					
Clt	N°	Pilote	Ideal Lap	Best Lap	Diff.
1	331	AMAND Marcus	1:07.008	1:07.008	
2	311	COSTET Enzo	1:07.157	1:07.325	0.168
3	325	DUPONT Ilann	1:07.990	1:08.212	0.222
4	329	CALDARAS Enzo	1:08.121	1:08.121	
5	306	FURON CASTELAIN Maxime	1:08.141	1:08.241	0.100
6	316	MAGUET Sacha	1:08.168	1:08.170	0.002
7	313	CAPIETTO Maceo	1:08.228	1:08.295	0.067
8	317	NICOLEAU William	1:08.328	1:08.334	0.006
9	330	BROCARD Elliott	1:08.480	1:08.480	
10	309	LUEGER Clément	1:08.652	1:08.681	0.029
11	304	GELEY Maxime	1:08.718	1:09.051	0.333
12	328	HIPP Noa	1:08.721	1:08.910	0.189
13	399	FAVRE Romain	1:08.747	1:08.822	0.075
14	395	CARPENTIER Celian	1:09.104	1:09.641	0.537
15	355	SCHULZ Karel	1:09.120	1:09.120	
16	300	LE GUILLOIS Martin	1:09.212	1:09.321	0.109
17	301	GRILLON Maxime	1:09.293	1:09.293	
18	393	PONCEL Léo	1:09.436	1:09.504	0.068
19	332	SUAU Lorenzo	1:09.541	1:09.796	0.255
20	335	MAUGAIN Guillaume	1:09.767	1:09.802	0.035
21	320	REVEILLERE Leny	1:10.883	1:11.380	0.497
22	333	CATALA Sacha	1:10.953	1:11.137	0.184
23	373	COUCHE GUILLOU Elliott	1:11.731	1:11.731	
24	323	GAL Enzo	1:12.111	1:12.332	0.221
25	315	PELINI Andrea	1:12.789	1:12.824	0.035



Cadet


Essais Qualificatifs Série 1 (QPS1)

Analyse des tours

Pour information, sans valeur officielle

Tours	Secteur 1	Secteur 2	Secteur 3	Temps au tour	Tours	Secteur 1	Secteur 2	Secteur 3	Temps au tour	Tours	Secteur 1	Secteur 2	Secteur 3	Temps au tour
N°300 LE GUILLOIS Martin					N°311 COSTET Enzo					N°320 REVEILLERE Leny				
1	29.951	24.174	26.747	1:20.872	4	23.399	21.169	24.959	1:09.527	2	24.351	22.398	25.403	1:12.152
2	24.413	22.069	25.663	1:12.145	5	23.587	20.718	24.761	1:09.066	3	23.990	20.757	25.051	1:09.798
3	23.668	22.035	24.967	1:10.670	6	23.367	20.810	24.815	1:08.992	4	23.774	21.042	24.673	1:09.489
4	23.471	21.876	25.089	1:10.436	7	23.315	20.576	24.790	1:08.681	5	23.202	21.688	24.692	1:09.582
5	23.527	21.569	24.740	1:09.836	N°313 CAPIETTO Maceo					6	23.038	20.936	24.534	1:08.508
6	23.343	21.129	24.849	1:09.321	1	27.042	22.318	26.200	1:15.560	7	23.040	20.761	24.533	1:08.334
7	23.446	21.346	24.830	1:09.622	2	23.894	21.259	25.075	1:10.228	N°323 GAL Enzo				
N°301 GRILLON Maxime					N°315 PELINI Andrea					N°325 DUPONT Ilann				
1	29.307	23.468	26.757	1:19.532	1	31.339	24.671	28.023	1:24.033	1	26.506	22.235	26.147	1:14.888
2	24.471	22.295	25.735	1:12.501	2	25.813	23.051	26.925	1:15.789	2	24.159	28.322	25.852	1:18.333
3	24.115	22.204	25.537	1:11.856	3	25.259	22.658	26.689	1:14.606	3	23.752	21.369	24.926	1:10.047
4	23.911	21.554	25.221	1:10.686	4	24.814	22.215	26.670	1:13.699	4	23.238	21.123	24.883	1:09.244
5	24.396	21.270	25.251	1:10.917	5	24.805	22.285	26.002	1:13.092	5	23.241	20.511	24.801	1:08.553
6	23.664	21.701	25.434	1:10.799	6	24.743	22.044	26.037	1:12.824	6	23.118	20.849	24.563	1:08.530
7	23.162	21.181	24.950	1:09.293	N°316 MAGUET Sacha					7	22.945	20.482	24.785	1:08.212
N°304 GELEY Maxime					N°317 NICOLEAU William					N°328 HIPPO Noa				
1	27.451	22.390	26.365	1:16.206	1	27.820	22.358	26.254	1:16.432	1	28.478	23.731	26.245	1:18.454
2	24.399	22.090	25.430	1:11.919						2	24.499	21.810	25.391	1:11.700
3	23.734	22.157	25.274	1:11.165						3	24.057	21.586	25.138	1:10.781
4	23.435	20.988	25.002	1:09.425						4	23.792	21.614	24.998	1:10.404
5	23.627	20.755	24.766	1:09.148						5	24.054	20.857	24.921	1:09.832
6	23.628	20.680	25.555	1:09.863						6	23.337	20.754	24.819	1:08.910
7	23.272	20.863	24.916	1:09.051										
N°306 FURON CASTELAIN Maxime														
1	26.465	22.109	25.893	1:14.467										
2	24.364	21.696	25.215	1:11.275										
3	23.420	20.762	25.018	1:09.200										
4	23.385	20.853	24.666	1:08.904										
5	23.507	20.524	24.772	1:08.803										
6	23.282	20.409	24.550	1:08.241										
7	23.182	20.792	24.647	1:08.621										
N°309 LUEGER Clément														
1	30.793	23.389	26.903	1:21.085										
2	24.112	21.438	25.638	1:11.188										
3	23.588	20.777	25.893	1:10.258										





Cadet

Essais Qualificatifs Série 1 (QPS1)

Pour information, sans valeur officielle

Analyse des tours

Tours	Secteur 1	Secteur 2	Secteur 3	Temps au tour
7	23.233	21.161	24.734	1:09.128

N°329 CALDARAS Enzo

1	28.203	22.343	26.158	1:16.704
2	25.600	22.530	25.406	1:13.536
3	23.932	21.295	25.023	1:10.250
4	23.441	21.338	25.004	1:09.783
5	23.484	20.867	24.882	1:09.233
6	23.251	20.785	24.606	1:08.642
7	23.238	20.354	24.529	1:08.121

N°330 BROCARD Elliott

1	30.705	24.228	26.737	1:21.670
2	24.664	22.653	25.810	1:13.127
3	23.955	24.332	25.320	1:13.607
4	23.657	21.944	25.046	1:10.647
5	23.598	21.435	25.091	1:10.124
6	23.342	21.018	25.280	1:09.640
7	23.110	20.668	24.702	1:08.480

N°331 AMAND Marcus

1	25.962	21.476	25.602	1:13.040
2	23.666	20.931	24.834	1:09.431
3	23.271	23.464	24.595	1:11.330
4	23.268	20.286	24.446	1:08.000
5	22.808	20.175	24.434	1:07.417
6	22.843	20.181	24.270	1:07.294
7	22.788	20.061	24.159	1:07.008

N°332 SUAU Lorenzo

1	30.955	23.268	26.215	1:20.438
2	24.583	22.678	25.977	1:13.238
3	24.212	21.445	25.232	1:10.889
4	23.973	21.739	25.176	1:10.888
5	23.628	21.375	24.963	1:09.966
6	23.584	21.943	25.239	1:10.766
7	23.203	21.517	25.076	1:09.796

N°333 CATALA Sacha

1	29.053	23.741	27.466	1:20.260
2	25.200	22.372	26.421	1:13.993

Tours	Secteur 1	Secteur 2	Secteur 3	Temps au tour
3	24.294	28.030	26.702	1:19.026

4	24.743	21.113	25.640	1:11.496
5	24.200	21.954	26.002	1:12.156
6	24.205	21.236	25.696	1:11.137
7	24.364	22.734	25.959	1:13.057

N°335 MAUGAIN Guillaume

1	28.312	24.108	26.771	1:19.191
2	24.184	22.170	31.827	1:18.181
3	23.904	47.246	25.557	1:36.707
4	23.644	21.814	24.981	1:10.439
5	23.461	21.685	25.179	1:10.325
6	23.449	21.702	25.201	1:10.352
7	23.437	21.349	25.016	1:09.802

N°350 JAUBERT Mathys

1	27.107	21.969	25.972	1:15.048
2	24.343	21.375	24.984	1:10.702
3	23.593	20.651	24.784	1:09.028
4	23.410	20.927	24.716	1:09.053
5	25.268	20.655	24.656	1:10.579
6	23.214	20.405	24.514	1:08.133
7	23.588	20.549	26.552	1:10.689

N°355 SCHULZ Karel

1	28.192	23.096	26.179	1:17.467
2	24.341	21.682	25.275	1:11.298
3	23.900	22.231	25.173	1:11.304
4	23.725	20.955	25.545	1:10.225
5	23.599	20.935	25.459	1:09.993
6	23.529	20.716	24.875	1:09.120
7	23.535	20.985	25.327	1:09.847

N°373 COUCHE GUILLOU Elliott

1	32.995	23.559	27.056	1:23.610
2	24.206	21.542	25.983	1:11.731

N°393 PONCEL Léo

1	27.707	22.930	26.806	1:17.443
2	24.347	21.557	26.418	1:12.322
3	23.742	21.176	25.657	1:10.575

Tours	Secteur 1	Secteur 2	Secteur 3	Temps au tour
4	23.643	21.542	25.300	1:10.485

5	23.585	21.310	25.137	1:10.032
6	24.014	20.886	25.533	1:10.433
7	23.603	20.936	24.965	1:09.504

N°395 CARPENTIER Celian

1	29.706	23.680	27.306	1:20.692
2	25.244	21.461	25.823	1:12.528
3	24.484	21.674	25.554	1:11.712
4	23.874	21.799	25.223	1:10.896
5	23.602	20.771	25.309	1:09.682
6	23.487	22.549	25.074	1:11.110
7	23.721	21.074	24.846	1:09.641

N°399 FAVRE Romain

1	27.547	22.270	26.175	1:15.992
2	24.237	22.117	25.484	1:11.838
3	24.011	21.601	25.307	1:10.919
4	23.765	21.025	25.136	1:09.926
5	23.320	21.361	25.126	1:09.807
6	23.153	20.952	24.717	1:08.822
7	23.078	21.039	25.076	1:09.193