

DD2 - DD2 Master

Essais Qualificatifs (QP)

Document 5.1 OFFICIEL

Résultats

Sous réserve du contrôle technique ou d'incidents d'ordre sportif

Cl	N°	Pilote	Concurrent	Equipement	Secteur 1	Secteur 2	Secteur 3	Temps	Ecart	Tours
1	815	HIPP Charly	HIPP	SODI / / MOJO	20.722	18.346	22.254	1:01.322		8
2	702	COOL Mickaël	BOUVIN POWER	TONY KART / / MOJO	20.773	18.452	22.285	1:01.510	0.188	8
3	715	JOLY Lucas	MD COMPETITION	RICCIARDO / / MOJO	20.705	18.530	22.331	1:01.566	0.244	7
4	701	PENNEQUIN Pierre Alexandre	KURB BY MD	SODI / / MOJO	20.856	18.433	22.326	1:01.615	0.293	8
5	744	WILLIAMSON Andrew	DSS	FA KART / / MOJO	20.757	18.445	22.441	1:01.643	0.321	8
6	705	MARY Bastien	KURB BY MD COMPETITION	SODI / / MOJO	21.014	18.439	22.402	1:01.855	0.533	8
7	746	GERDIL Alexis	KM SPORT	SODI / / MOJO	20.863	18.560	22.480	1:01.903	0.581	8
8	711	BRUNERIE Vincent	KURB BY MD	RICCIARDO / / MOJO	20.908	18.594	22.407	1:01.909	0.587	6
9	805	LEMOINE Eric		SODI / / MOJO	21.013	18.533	22.377	1:01.923	0.601	8
10	855	ADAMS Christophe	GKS	BIREL / / MOJO	21.102	18.670	22.505	1:02.277	0.955	8
11	742	BILLINGS Jamie	SCREENVYN / ASM	TONY KART / / MOJO	21.541	18.665	22.589	1:02.795	1.473	8
12	841	BILLINGS Ronald	TEAM SCREENVYN / ASM	TONY KART / / MOJO	21.199	18.871	22.881	1:02.951	1.629	8
13	745	BONARD Baptiste	WINTEC RACING	SODI / / MOJO	21.544	18.911	22.533	1:02.988	1.666	8
14	803	TOURLOURAT Sebastien	KPR	SODI / / MOJO	21.540	19.100	23.179	1:03.819	2.497	8
15	844	BILLINGS Clive	SCREENVYN / ASM	TONY KART / / MOJO	21.466	19.009	23.391	1:03.866	2.544	6

Non classés

718	COURSAULT Alexis	SOLOGNE SPORT TECH	BIREL / / MOJO					Pas de temps		
888	BRUNET Marc	KPR	SODI / / MOJO					Pas de temps		

Départ : 12/05 - 17:09:53

Meilleur tour : N°815 HIPP Charly

1:01.322 88,05 Km/h

Météo : Légèrement nuageux Air : 18°C Piste : Sèche


NSK1 Salbris 2017 (FRA) 12-14/05/2017

Page 1 / 1

3MK Events

Apex Timing 






DD2 - DD2 Master

Essais Qualificatifs (QP)

Best Sectors Analysis

Pour information, sans valeur officielle

S1			S2			S3			Ideal Lap Times					
Clt	N°	Temps	Clt	N°	Temps	Clt	N°	Temps	Clt	N°	Pilote	Ideal Lap	Best Lap	Diff.
1	715	20.705	1	815	18.346	1	815	22.213	1	815	HIPP Charly	1:01.281	1:01.322	0.041
2	815	20.722	2	744	18.433	2	715	22.273	2	715	JOLY Lucas	1:01.427	1:01.566	0.139
3	702	20.727	2	701	18.433	3	702	22.285	3	702	COOL Mickaël	1:01.452	1:01.510	0.058
4	744	20.757	4	705	18.439	4	701	22.326	4	701	PENNEQUIN Pierre Alexandre	1:01.555	1:01.615	0.060
5	711	20.760	5	702	18.440	5	805	22.377	5	744	WILLIAMSON Andrew	1:01.579	1:01.643	0.064
6	701	20.796	6	715	18.449	6	744	22.389	6	711	BRUNERIE Vincent	1:01.707	1:01.909	0.202
7	746	20.863	7	746	18.524	7	705	22.402	7	705	MARY Bastien	1:01.742	1:01.855	0.113
8	705	20.901	8	805	18.533	8	711	22.407	8	746	GERDIL Alexis	1:01.867	1:01.903	0.036
9	805	21.013	9	711	18.540	9	746	22.480	9	805	LEMOINE Eric	1:01.923	1:01.923	
10	855	21.102	10	742	18.665	10	855	22.505	10	855	ADAMS Christophe	1:02.277	1:02.277	
11	841	21.115	11	855	18.670	11	745	22.533	11	745	BONARD Baptiste	1:02.705	1:02.988	0.283
12	745	21.261	12	841	18.789	12	742	22.541	12	742	BILLINGS Jamie	1:02.747	1:02.795	0.048
13	844	21.466	13	745	18.911	13	841	22.881	13	841	BILLINGS Ronald	1:02.785	1:02.951	0.166
14	803	21.540	14	844	19.009	14	803	23.179	14	803	TOURLOURAT Sebastien	1:03.819	1:03.819	
15	742	21.541	15	803	19.100	15	844	23.361	15	844	BILLINGS Clive	1:03.836	1:03.866	0.030




DD2 - DD2 Master

Essais Qualificatifs (QP)

Analyse des tours

Pour information, sans valeur officielle

Tours	Secteur 1	Secteur 2	Secteur 3	Temps au tour	Tours	Secteur 1	Secteur 2	Secteur 3	Temps au tour	Tours	Secteur 1	Secteur 2	Secteur 3	Temps au tour
N°701 PENNEQUIN Pierre Alexandre					2	23.075	18.977	22.522	1:04.574	4	21.093	18.643	22.608	1:02.344
1	25.542	19.797	23.030	1:08.369	3	21.003	18.513	22.273	1:01.789	5	21.322	19.224	22.776	1:03.322
2	21.793	18.982	22.818	1:03.593	4	20.955	18.535	22.477	1:01.967	6	21.125	18.694	22.590	1:02.409
3	21.207	18.622	22.570	1:02.399	5	20.795	18.500	22.321	1:01.616	7	21.028	18.524	22.500	1:02.052
4	20.996	18.622	22.433	1:02.051	6	20.705	18.530	22.331	1:01.566	8	20.863	18.560	22.480	1:01.903
5	20.930	18.633	22.370	1:01.933	7	20.857	18.449	23.301	1:02.607	N°803 TOURLOURAT Sebastien				
6	25.024	19.324	22.365	1:06.713	N°742 BILLINGS Jamie					1	26.127	20.372	24.276	1:10.775
7	20.856	18.433	22.326	1:01.615	1	24.912	19.834	23.495	1:08.241	2	22.208	19.719	23.304	1:05.231
8	20.796	18.482	22.390	1:01.668	2	22.175	19.740	23.004	1:04.919	3	22.466	19.154	23.275	1:04.895
N°702 COOL Mickaël					3	22.086	18.921	22.653	1:03.660	4	21.628	19.225	23.372	1:04.225
1	25.200	19.714	23.318	1:08.232	4	21.964	18.749	22.610	1:03.323	5	21.679	19.684	23.507	1:04.870
2	21.275	18.818	22.598	1:02.691	5	21.562	18.717	22.783	1:03.062	6	21.651	19.128	23.205	1:03.984
3	21.199	18.682	22.647	1:02.528	6	21.655	18.771	22.620	1:03.046	7	21.540	19.100	23.179	1:03.819
4	20.979	18.495	22.516	1:01.990	7	21.727	18.711	22.541	1:02.979	8	21.563	19.165	23.274	1:04.002
5	21.121	18.629	22.526	1:02.276	8	21.541	18.665	22.589	1:02.795	N°805 LEMOINE Eric				
6	20.773	18.452	22.285	1:01.510	N°744 WILLIAMSON Andrew					1	25.217	19.809	23.752	1:08.778
7	20.727	18.440	22.376	1:01.543	1	24.697	19.517	23.072	1:07.286	2	22.072	19.022	23.075	1:04.169
8	20.839	18.447	22.319	1:01.605	2	21.937	18.983	22.857	1:03.777	3	21.313	18.688	22.754	1:02.755
N°705 MARY Bastien					3	21.015	18.586	22.644	1:02.245	4	21.180	18.622	22.721	1:02.523
1	25.067	19.782	23.270	1:08.119	4	20.830	18.502	22.455	1:01.787	5	21.094	18.585	22.861	1:02.540
2	22.039	19.049	22.792	1:03.880	5	20.857	18.433	22.418	1:01.708	6	21.013	18.533	22.377	1:01.923
3	21.557	18.788	22.609	1:02.954	6	20.788	18.487	22.389	1:01.664	7	21.028	18.583	22.541	1:02.152
4	21.208	18.578	22.595	1:02.381	7	20.757	18.445	22.441	1:01.643	8	21.020	18.604	22.567	1:02.191
5	21.180	18.564	22.485	1:02.229	8	20.833	18.554	22.498	1:01.885	N°815 HIPP Charly				
6	20.901	18.541	22.495	1:01.937	N°745 BONARD Baptiste					1	25.582	20.052	23.275	1:08.909
7	21.014	18.439	22.402	1:01.855	1	26.676	20.476	23.514	1:10.666	2	21.842	18.805	22.464	1:03.111
8	20.944	18.513	22.642	1:02.099	2	21.836	19.327	23.228	1:04.391	3	21.090	18.532	22.276	1:01.898
N°711 BRUNERIE Vincent					3	21.659	19.172	22.791	1:03.622	4	20.855	18.456	22.318	1:01.629
1	26.316	23.600	23.428	1:13.344	4	21.261	19.113	22.953	1:03.327	5	20.722	18.346	22.254	1:01.322
2	21.661	28.708	26.845	1:17.214	5	21.544	18.911	22.533	1:02.988	6	20.744	18.414	22.213	1:01.371
3	21.493	18.852	22.627	1:02.972	6	21.402	18.912	22.791	1:03.105	7	20.759	18.406	22.290	1:01.455
4	20.918	18.540	22.773	1:02.231	7	21.485	19.005	22.820	1:03.310	8	20.807	23.489	22.825	1:07.121
5	20.908	18.594	22.407	1:01.909	8	21.425	19.069	22.911	1:03.405	N°841 BILLINGS Ronald				
6	20.760	18.746	22.554	1:02.060	N°746 GERDIL Alexis					1	26.595	21.482	24.343	1:12.420
N°715 JOLY Lucas					1	25.879	19.964	23.289	1:09.132	2	22.172	19.377	23.092	1:04.641
1	25.468	19.925	22.990	1:08.383	2	23.092	19.109	22.963	1:05.164	3	21.724	19.069	23.019	1:03.812
					3	22.019	18.851	22.763	1:03.633	4	21.488	18.979	23.138	1:03.605



DD2 - DD2 Master

Essais Qualificatifs (QP)

Analyse des tours

Pour information, sans valeur officielle

Tours	Secteur 1	Secteur 2	Secteur 3	Temps au tour
5	21.419	18.843	22.958	1:03.220
6	21.328	18.789	22.926	1:03.043
7	21.199	18.871	22.881	1:02.951
8	21.115	19.293	23.158	1:03.566

N°844 BILLINGS Clive

1	25.717	21.298	24.134	1:11.149
2	22.512	19.529	23.759	1:05.800
3	21.771	19.429	23.437	1:04.637
4	21.745	19.155	23.397	1:04.297
5	21.696	19.209	23.361	1:04.266
6	21.466	19.009	23.391	1:03.866

N°855 ADAMS Christophe

1	25.308	19.914	23.541	1:08.763
2	21.641	19.262	23.057	1:03.960
3	21.385	19.093	22.761	1:03.239
4	21.238	18.783	22.614	1:02.635
5	21.176	19.057	22.821	1:03.054
6	21.222	18.748	22.756	1:02.726
7	21.373	18.764	22.526	1:02.663
8	21.102	18.670	22.505	1:02.277