

**Minime**

**Essais Qualificatifs (QP)**

**Document 8.1 OFFICIEL**

**Résultats**

Sous réserve du contrôle technique ou d'incidents d'ordre sportif

Cl	N°	Pilote	Concurrent	Equipement	Secteur 1	Secteur 2	Secteur 3	Temps	Ecart	Tours
1	404	NAEL Théophile	ACTION KARTING	OK1 / / VEGA	24.408	21.011	25.877	<b>1:11.296</b>		6
2	431	CARANTA Jules	SONIC RACING KART	KOSMIC / / VEGA	24.461	21.119	26.040	<b>1:11.620</b>	0.324	6
3	488	HELIAS Jimmy	JH MOTORSPORT	BIREL / / VEGA	24.508	21.017	26.124	<b>1:11.649</b>	0.353	6
4	422	BERNIER Augustin	PB KART	CRG BY KCM /	24.576	21.019	26.137	<b>1:11.732</b>	0.436	6
5	417	IGLESIAS Louis	KART IN PRO COMPÉTITION	OK1 / / VEGA	24.462	21.162	26.211	<b>1:11.835</b>	0.539	7
6	451	CAPPUCCIO Mathys	SONIC JUNIOR TEAM	KOSMIC /	24.538	21.046	26.311	<b>1:11.895</b>	0.599	7
7	413	RAPHANEL Arthur	VG RACING 13	BIREL / / VEGA	24.536	21.290	26.223	<b>1:12.049</b>	0.753	6
8	430	ALBERTO Paul	NC	CRG BY KCM / / VEGA	24.631	21.262	26.185	<b>1:12.078</b>	0.782	7
9	499	ROUSSEAU Corentin	TRÉFLE RACING	CRG BY KCM / / VEGA	24.825	21.098	26.186	<b>1:12.109</b>	0.813	7
10	415	PORTOS Léo	LUDO RACING	SODI /	24.722	21.296	26.239	<b>1:12.257</b>	0.961	7
11	407	BOURNIGAUT CHEDOR Theo	PKS	SODI / / VEGA	24.824	21.177	26.316	<b>1:12.317</b>	1.021	7
12	403	DELAUNAY Lucas	DELAUNAY COMPETITION	CRG BY KCM / / VEGA	24.728	21.240	26.425	<b>1:12.393</b>	1.097	7
13	419	BOUZAR Guillaume	PB KART	CRG BY KCM / / VEGA	24.689	21.372	26.347	<b>1:12.408</b>	1.112	6
14	408	LOPEZ Tom	TOM RACING TEAM	BIREL / / VEGA	24.832	21.293	26.677	<b>1:12.802</b>	1.506	7
15	411	BENOIT Ewen	KLDS	CRG BY KCM / / VEGA	24.996	21.356	26.584	<b>1:12.936</b>	1.640	7
16	469	QUESADA Baptiste	TEAM FOTI JUNIOR	OK1 /	24.937	21.638	26.423	<b>1:12.998</b>	1.702	7
17	429	DUROSNE Kimi	SONIC RACING KART	KOSMIC / / VEGA	24.984	21.213	26.934	<b>1:13.131</b>	1.835	7
18	443	BROGGIO Antoine	RLS COMPÉTITION	ZANARDI / / VEGA	25.053	21.542	26.556	<b>1:13.151</b>	1.855	7
19	400	OUTRAN Clément	JHM	BIREL / / VEGA	25.178	21.602	26.420	<b>1:13.200</b>	1.904	6
20	418	POULAIN Arthur	LMC	CRG BY KCM / / VEGA	25.097	21.618	26.612	<b>1:13.327</b>	2.031	7
21	433	VERBRUGGE Maxens	VERBRUGGE	CRG BY KCM / / VEGA	25.365	21.407	26.614	<b>1:13.386</b>	2.090	7
22	424	MAINIER Evan	EMC 24	TONY KART / / VEGA	25.034	21.653	26.813	<b>1:13.500</b>	2.204	7
23	405	HERVAS Valentin	DNS RACING	CRG BY KCM / / VEGA	25.109	21.756	26.813	<b>1:13.678</b>	2.382	6
24	425	CARRERE Antoine	K.M SPORT	KOSMIC / / VEGA	25.199	21.558	27.108	<b>1:13.865</b>	2.569	7
25	427	GARDÈS Evan	FK	FORMULA K / / VEGA	25.215	22.121	26.680	<b>1:14.016</b>	2.720	7
26	482	CARNEJAC Mathis		KOSMIC / / VEGA	24.995	22.116	27.009	<b>1:14.120</b>	2.824	7
27	444	FASQUEL Hugo	DKS	EXPRIT / / VEGA	25.104	22.044	27.028	<b>1:14.176</b>	2.880	7
28	406	SCELO Marc Antoine	ACTION4	SODI / / VEGA	25.350	21.981	27.429	<b>1:14.760</b>	3.464	7
29	402	ROBIN Valentin	PKS	SODI / / VEGA	25.889	22.597	27.923	<b>1:16.409</b>	5.113	6

Départ : 13/05 - 09:32:10

Meilleur tour : N°404 NAEL Théophile

1:11.296 75,74 Km/h

Météo : Soleil Air : 14°C Piste : Séchage


NSK1 Salbris 2017 (FRA) 12-14/05/2017

Page 1 / 1

3MK Events

Apex Timing 






**Minime**

**Essais Qualificatifs (QP)**

Pour information, sans valeur officielle

**Best Sectors Analysis**

S1			S2			S3			Ideal Lap Times					
Clt	N°	Temps	Clt	N°	Temps	Clt	N°	Temps	Clt	N°	Pilote	Ideal Lap	Best Lap	Diff.
1	431	24.367	1	488	20.985	1	404	25.877	1	404	NAEL Théophile	1:11.296	1:11.296	
2	415	24.395	2	404	21.011	2	431	26.008	2	431	CARANTA Jules	1:11.494	1:11.620	0.126
3	417	24.398	3	422	21.019	3	417	26.057	3	488	HELIAS Jimmy	1:11.563	1:11.649	0.086
4	404	24.408	4	451	21.046	4	488	26.070	4	451	CAPPUCCIO Mathys	1:11.616	1:11.895	0.279
5	451	24.482	5	499	21.098	5	451	26.088	5	417	IGLESIAS Louis	1:11.617	1:11.835	0.218
6	422	24.490	6	431	21.119	6	430	26.124	6	422	BERNIER Augustin	1:11.646	1:11.732	0.086
7	488	24.508	7	407	21.160	7	422	26.137	7	415	PORTOS Léo	1:11.930	1:12.257	0.327
8	403	24.533	8	417	21.162	8	413	26.154	8	413	RAPHANEL Arthur	1:11.980	1:12.049	0.069
9	413	24.536	9	429	21.213	9	499	26.186	9	430	ALBERTO Paul	1:11.990	1:12.078	0.088
10	430	24.604	10	408	21.227	10	415	26.239	10	499	ROUSSEAU Corentin	1:12.109	1:12.109	
11	419	24.689	11	403	21.240	11	419	26.261	11	403	DELAUNAY Lucas	1:12.198	1:12.393	0.195
12	407	24.806	12	430	21.262	12	411	26.294	12	407	BOURNIGAUULT CHEDOR Theo	1:12.282	1:12.317	0.035
13	408	24.821	13	413	21.290	13	407	26.316	13	419	BOUZAR Guillaume	1:12.322	1:12.408	0.086
14	499	24.825	14	415	21.296	14	469	26.419	14	408	LOPEZ Tom	1:12.602	1:12.802	0.200
15	443	24.869	15	411	21.356	15	400	26.420	15	411	BENOIT Ewen	1:12.605	1:12.936	0.331
16	400	24.922	16	419	21.372	16	403	26.425	16	429	DUROSNE Kimi	1:12.740	1:13.131	0.391
17	469	24.937	17	443	21.384	17	429	26.543	17	443	BROGGIO Antoine	1:12.809	1:13.151	0.342
18	411	24.955	18	433	21.407	18	408	26.554	18	469	QUESADA Baptiste	1:12.906	1:12.998	0.092
19	418	24.971	19	405	21.522	19	443	26.556	19	400	OUTRAN Clément	1:12.944	1:13.200	0.256
20	429	24.984	20	469	21.550	20	405	26.607	20	433	VERBRUGGE Maxens	1:13.052	1:13.386	0.334
21	482	24.995	21	425	21.558	21	418	26.612	21	418	POULAIN Arthur	1:13.201	1:13.327	0.126
22	433	25.031	22	400	21.602	22	433	26.614	22	405	HERVAS Valentin	1:13.238	1:13.678	0.440
23	424	25.034	23	418	21.618	23	427	26.680	23	424	MAINIER Evan	1:13.500	1:13.500	
24	444	25.104	24	424	21.653	24	424	26.813	24	427	GARDÈS Evan	1:13.745	1:14.016	0.271
25	405	25.109	25	444	21.834	25	444	26.908	25	444	FASQUEL Hugo	1:13.846	1:14.176	0.330
26	425	25.199	26	427	21.850	26	406	26.954	26	425	CARRERE Antoine	1:13.847	1:13.865	0.018
27	427	25.215	27	406	21.981	27	482	27.009	27	482	CARNEJAC Mathis	1:14.120	1:14.120	
28	406	25.350	28	482	22.116	28	425	27.090	28	406	SCELO Marc Antoine	1:14.285	1:14.760	0.475
29	402	25.726	29	402	22.482	29	402	27.923	29	402	ROBIN Valentin	1:16.131	1:16.409	0.278



**Minime**


**Essais Qualificatifs (QP)**

**Analyse des tours**

Pour information, sans valeur officielle

Tours	Secteur 1	Secteur 2	Secteur 3	Temps au tour	Tours	Secteur 1	Secteur 2	Secteur 3	Temps au tour	Tours	Secteur 1	Secteur 2	Secteur 3	Temps au tour
<b>N°400 OUTRAN Clément</b>					<b>N°406 SCELO Marc Antoine</b>					<b>N°415 PORTOS Léo</b>				
1	30.534	22.437	27.195	1:20.166	1	31.367	24.659	28.322	1:24.348	4	24.788	22.692	26.298	1:13.778
2	25.467	21.706	26.611	1:13.784	2	27.888	22.716	28.065	1:18.669	5	24.693	21.811	27.309	1:13.813
3	25.178	21.602	26.420	1:13.200	3	26.594	23.808	27.720	1:18.122	6	24.641	21.326	26.154	1:12.121
4	24.922	22.443	27.121	1:14.486	4	25.956	22.394	27.199	1:15.549	<b>N°417 IGLESIAS Louis</b>				
5	26.083	22.922	28.415	1:17.420	5	26.135	22.666	27.312	1:16.113	1	28.301	22.327	26.967	1:17.595
6	25.616	22.539	28.507	1:16.662	6	25.350	21.981	27.429	1:14.760	2	25.985	21.544	26.413	1:13.942
<b>N°402 ROBIN Valentin</b>					7	25.858	22.504	26.954	1:15.316	3	24.806	21.575	26.319	1:12.700
1	31.633	24.394	28.437	1:24.464	<b>N°407 BOURNIGAUULT CHEDOR Theo</b>					4	24.395	22.021	26.332	1:12.748
2	28.818	23.247	28.490	1:20.555	1	28.222	22.093	27.035	1:17.350	5	24.814	21.326	26.351	1:12.491
3	25.930	23.527	28.200	1:17.657	2	25.396	21.882	26.605	1:13.883	6	24.877	21.630	26.242	1:12.749
4	25.889	22.597	27.923	1:16.409	3	24.994	21.346	26.450	1:12.790	7	24.722	21.296	26.239	1:12.257
5	26.975	22.482	28.906	1:18.363	4	24.905	21.271	26.337	1:12.513	<b>N°418 POULAIN Arthur</b>				
6	25.726	22.526	28.366	1:16.618	5	24.838	21.478	26.471	1:12.787	1	30.669	23.312	27.268	1:21.249
<b>N°403 DELAUNAY Lucas</b>					6	24.806	21.160	26.401	1:12.367	2	25.482	22.027	26.764	1:14.273
1	28.918	22.615	27.140	1:18.673	7	24.824	21.177	26.316	1:12.317	3	25.097	21.618	26.612	1:13.327
2	25.433	21.642	26.772	1:13.847	<b>N°408 LOPEZ Tom</b>					4	25.073	21.700	26.623	1:13.396
3	24.962	21.320	26.471	1:12.753	1	28.961	21.997	27.284	1:18.242	5	24.971	22.008	26.899	1:13.878
4	24.533	21.985	26.906	1:13.424	2	25.414	21.422	26.572	1:13.408	6	25.219	21.997	26.826	1:14.042
5	25.089	21.536	26.641	1:13.266	3	24.892	22.125	27.058	1:14.075	7	25.330	21.968	26.869	1:14.167
6	24.728	21.240	26.425	1:12.393	4	24.882	22.391	26.591	1:13.864	<b>N°419 BOUZAR Guillaume</b>				
7	24.853	21.725	26.636	1:13.214	5	24.832	21.293	26.677	1:12.802	1	30.701	22.405	26.842	1:19.948
<b>N°404 NAEL Théophile</b>					6	25.417	21.227	26.677	1:13.321	2	25.268	21.676	26.600	1:13.544
1	33.989	22.115	26.605	1:22.709	7	24.821	21.623	26.554	1:12.998	3	24.957	21.638	26.261	1:12.856
2	24.920	21.372	26.287	1:12.579	<b>N°411 BENOIT Ewen</b>					4	25.005	22.222	26.482	1:13.709
3	24.565	21.211	26.014	1:11.790	1	28.766	22.885	27.233	1:18.884	5	25.297	21.546	26.795	1:13.638
4	24.438	22.030	26.209	1:12.677	2	25.539	22.310	27.673	1:15.522	6	24.689	21.372	26.347	1:12.408
5	25.329	23.901	26.405	1:15.635	3	25.289	21.647	26.359	1:13.295	<b>N°422 BERNIER Augustin</b>				
6	24.408	21.011	25.877	1:11.296	4	24.996	21.356	26.584	1:12.936	1	35.832	22.262	26.787	1:24.881
<b>N°405 HERVAS Valentin</b>					5	25.361	22.280	26.534	1:14.175					
1	30.699	22.913	27.734	1:21.346	6	24.955	22.213	26.353	1:13.521					
2	25.533	21.869	27.141	1:14.543	7	25.268	21.514	26.294	1:13.076					
3	25.417	21.884	26.607	1:13.908	<b>N°413 RAPHANEL Arthur</b>									
4	25.109	21.756	26.813	1:13.678	1	31.011	22.321	26.855	1:20.187					
5	25.369	21.522	27.281	1:14.172	2	25.156	21.545	26.317	1:13.018					
6	25.273	21.612	27.247	1:14.132	3	24.536	21.290	26.223	1:12.049					





**Minime**

**Essais Qualificatifs (QP)**

**Analyse des tours**

Pour information, sans valeur officielle

Tours	Secteur 1	Secteur 2	Secteur 3	Temps au tour
2	25.208	21.342	26.531	1:13.081
3	24.857	21.159	26.422	1:12.438
4	24.825	21.098	26.186	1:12.109
5	24.983	21.990	26.373	1:13.346
6	25.164	21.548	26.593	1:13.305
7	24.838	22.242	26.416	1:13.496