

Minime

Préfinale (PF)

Document 18.1 OFFICIEL

Résultats

Sous réserve du contrôle technique ou d'incidents d'ordre sportif

Clt	N°	Pilote	Concurrent	Equipement	Tours	Ecart	Interv.	Meilleur tour
1	▲6	413 RAPHANEL Arthur	VG RACING 13	BIREL / / VEGA	10			1:10.953
2	▲1	488 HELIAS Jimmy	JH MOTORSPORT	BIREL / / VEGA	10	0.290	0.290	1:11.083
3	▲2	431 CARANTA Jules	SONIC RACING KART	KOSMIC / / VEGA	10	1.147	0.857	1:10.923
4	▼2	404 NAEL Théophile	ACTION KARTING	OK1 / / VEGA	10	1.217	0.070	1:10.878
5	▲1	417 IGLESIAS Louis	KART IN PRO COMPÉTITION	OK1 / / VEGA	10	1.745	0.528	1:11.166
6	▼5	422 BERNIER Augustin	PB KART	CRG BY KCM /	10	1.882	0.137	1:10.930
7	▼3	451 CAPPUCCIO Mathys	SONIC JUNIOR TEAM	KOSMIC /	10	2.003	0.121	1:11.313
8	=	419 BOUZAR Guillaume	PB KART	CRG BY KCM / / VEGA	10	10.253	8.250	1:11.993
9	▲6	415 PORTOS Léo	LUDO RACING	SODI /	10	10.561	0.308	1:11.506
10	=	407 BOURNIGAUULT CHEDOR Theo	PKS	SODI / / VEGA	10	10.835	0.274	1:11.847
11	▼2	408 LOPEZ Tom	TOM RACING TEAM	BIREL / / VEGA	10	10.962	0.127	1:12.069
12	▲4	429 DUROSNE Kimi	SONIC RACING KART	KOSMIC / / VEGA	10	12.422	1.460	1:12.038
13	▲1	443 BROGGIO Antoine	RLS COMPÉTITION	ZANARDI / / VEGA	10	12.616	0.194	1:12.394
14	▲3	499 ROUSSEAU Corentin	TRÉFLE RACING	CRG BY KCM / / VEGA	10	22.693	10.077	1:12.340
15	▼4	403 DELAUNAY Lucas	DELAUNAY COMPETITION	CRG BY KCM / / VEGA	10	22.715	0.022	1:12.660
16	▲5	405 HERVAS Valentin	DNS RACING	CRG BY KCM / / VEGA	10	23.587	0.872	1:13.028
17	▲2	427 GARDÈS Evan	FK	FORMULA K / / VEGA	10	23.897	0.310	1:13.130
18	▼5	411 BENOIT Ewen	KLDS	CRG BY KCM / / VEGA	10	26.940	3.043	1:12.598
19	▲5	424 MAINIER Evan	EMC 24	TONY KART / / VEGA	10	28.138	1.198	1:13.204
20	▼8	469 QUESADA Baptiste	TEAM FOTI JUNIOR	OK1 /	10	28.559	0.421	1:12.961
21	▲5	418 POULAIN Arthur	LMC	CRG BY KCM / / VEGA	10	29.260	0.701	1:13.253
22	▲1	433 VERBRUGGE Maxens	VERBRUGGE	CRG BY KCM / / VEGA	10	29.390	0.130	1:12.832
23	▼5	400 OUTRAN Clément	JHM	BIREL / / VEGA	10	29.472	0.082	1:12.670
24	▼2	425 CARRERE Antoine	K.M SPORT	KOSMIC / / VEGA	10	33.720	4.248	1:13.806
25	=	482 CARNEJAC Mathis		KOSMIC / / VEGA	10	35.839	2.119	1:13.597
26	▲2	406 SCELO Marc Antoine	ACTION4	SODI / / VEGA	10	38.391	2.552	1:14.200
27	=	444 FASQUEL Hugo	DKS	EXPRIT / / VEGA	10	42.210	3.819	1:14.043
28	▲1	402 ROBIN Valentin	PKS	SODI / / VEGA	9	1 Tour	1 Tour	1:16.857
29	▼9	430 ALBERTO Paul	NC	CRG BY KCM / / VEGA	6	4 Tours	3 Tours	1:11.672

Tête de course : N°404 NAEL Théophile (1-1) / N°422 BERNIER Augustin (2-4) / N°413 RAPHANEL Arthur (5-8) / N°488 HELIAS Jimmy (9-9) / N°413 RAPHANEL Arthur (10-10)

Départ : 14/05 - 09:35:23


Meilleur tour : N°404 NAEL Théophile 1:10.878 76,18 Km/h

Météo : Nuageux Air : 14°C Piste : Sèche

Record de l'épreuve : N°413 RAPHANEL Arthur 1:10.714 76,36 Km/h

N°422 03:07 Tour 2

N°404 03:13 Tour 2




Minime

Préfinale (PF)

Tableau des tours

Pour information, sans valeur officielle

	1	2	3	4	5	6	7	8	9	10	11	12	13	14	15	16	17	18	19	20	21	22	23	24	25	26	27	28	29
Grille	422	404	488	451	431	417	413	419	408	407	403	469	411	443	415	429	499	400	427	430	405	425	433	424	482	418	444	406	402
Départ	422	404	488	451	431	417	413	408	419	403	407	411	469	443	415	429	499	400	430	427	405	433	425	482	424	444	418	406	402
Tour 1 Intervalle	404	422 0.1	488 0.1	451 0.1	413 0.0	431 0.5	417 0.3	408 0.5	443 0.3	407 0.4	419 0.7	411 0.0	499 0.2	429 0.1	403 0.2	430 0.2	427 0.5	415 0.0	433 0.2	405 0.1	418 0.3	424 1.0	425 0.3	469 0.2	482 1.0	444 0.3	400 0.0	406 0.8	402 1.0
Tour 2	422	404 0.1	488 0.1	413 0.3	451 0.2	431 0.1	417 0.1	408 1.1	443 0.2	407 0.2	419 0.8	430 1.0	429 0.5	415 0.8	427 1.7	405 0.5	433 0.1	418 0.3	424 1.1	403 0.1	469 1.1	499 0.0	425 0.4	482 0.6	400 0.1	444 0.3	406 0.8	411 0.7	402 9.2
Tour 3	422	404 0.0	413 0.0	488 0.4	451 0.4	431 0.1	417 0.0	408 2.6	407 0.2	443 0.2	419 0.0	430 0.8	429 1.0	415 0.5	427 3.3	405 0.4	418 0.2	403 0.7	424 0.7	499 1.0	425 1.7	469 0.6	482 0.2	433 0.0	400 0.2	444 0.5	411 0.0	406 0.6	402 12.3
Tour 4	422	413 0.0	488 0.2	404 0.1	431 0.1	451 0.5	417 0.0	407 3.6	408 0.1	419 0.0	430 0.2	443 0.4	415 1.3	429 0.1	427 5.3	405 0.0	418 0.3	403 0.0	424 1.0	499 0.2	469 3.6	425 0.3	433 0.1	400 0.2	411 0.2	444 1.2	482 0.0	406 0.8	402 14.7
Tour 5	413	488 0.3	422 0.2	431 0.2	404 0.6	451 0.1	417 0.1	430 4.1	419 0.2	443 0.2	407 0.2	408 0.2	415 0.1	429 0.6	403 7.1	427 0.0	405 0.1	418 0.1	499 0.0	424 0.4	469 4.0	411 0.2	433 0.5	400 0.3	425 0.6	444 1.9	482 0.1	406 0.1	402 17.4
Tour 6	413	488 0.1	422 1.2	431 0.2	404 0.1	451 0.1	417 0.2	430 4.8	407 0.2	419 0.0	408 0.5	415 0.3	443 0.1	429 0.3	405 8.0	403 0.1	499 0.2	427 0.0	418 0.2	424 0.1	469 3.9	411 0.0	433 0.2	400 0.1	425 1.7	444 2.7	482 0.1	406 0.3	402 19.6
Tour 7	413	488 0.1	431 1.5	404 0.1	422 0.1	451 0.3	417 0.0	419 5.8	415 0.1	408 0.6	407 0.4	443 0.0	429 0.1	403 8.6	405 0.1	499 0.1	427 0.4	424 3.3	418 1.1	411 0.0	469 0.4	433 0.0	400 0.2	425 2.2	444 2.9	482 0.2	406 0.4	402 23.0	
Tour 8	413	488 0.1	431 1.2	404 0.0	422 0.2	451 0.7	417 0.0	415 6.8	419 0.2	408 0.4	407 0.1	429 0.8	443 0.0	403 9.2	499 0.0	405 0.3	427 0.3	424 3.7	411 0.4	469 0.8	418 0.1	433 0.2	400 0.1	425 2.9	482 2.8	406 0.6	444 4.6	402 21.2	
Tour 9	488	413 0.1	431 0.5	404 0.1	422 0.1	417 0.8	451 0.2	419 7.7	415 0.2	408 0.2	407 0.1	429 1.3	443 0.1	403 9.6	499 0.0	405 0.9	427 0.2	411 3.3	424 0.4	469 0.7	433 0.3	418 0.2	400 0.0	425 3.9	482 2.6	406 1.1	444 4.3	402 24.0	
Tour 10	413	488 0.2	431 0.8	404 0.0	417 0.5	422 0.1	451 0.1	419 8.2	415 0.3	407 0.2	408 0.1	429 1.4	443 0.1	499 10.0	403 0.0	405 0.8	427 0.3	411 3.0	424 1.1	469 0.4	418 0.7	433 0.1	400 0.0	425 4.2	482 2.1	406 2.5	444 3.8		




Minime

Préfinale (PF)

Analyse des tours

Pour information, sans valeur officielle

Tours	Secteur 1	Secteur 2	Secteur 3	Temps au tour	Tours	Secteur 1	Secteur 2	Secteur 3	Temps au tour	Tours	Secteur 1	Secteur 2	Secteur 3	Temps au tour
N°400 OUTRAN Clément					5	25.270	21.070	26.257	1:12.597	9	24.623	21.204	26.210	1:12.037
1	32.366	22.348	27.360	1:22.074	6	24.286	21.099	26.267	1:11.652	10	24.803	21.490	26.410	1:12.703
2	26.966	21.876	27.142	1:15.984	7	24.462	20.925	25.914	1:11.301	N°408 LOPEZ Tom				
3	26.576	21.740	26.722	1:15.038	8	24.178	20.860	25.840	1:10.878	1	27.274	21.719	26.522	1:15.515
4	24.944	21.869	26.847	1:13.660	9	24.287	20.980	25.995	1:11.262	2	24.861	21.275	26.501	1:12.637
5	25.211	22.063	26.551	1:13.825	10	25.142	21.501	25.953	1:12.596	3	25.101	21.329	26.536	1:12.966
6	24.759	21.384	26.527	1:12.670	N°405 HERVAS Valentin					4	25.205	21.245	26.257	1:12.707
7	25.132	22.139	26.280	1:13.551	1	28.671	22.458	26.870	1:17.999	5	25.991	21.273	26.256	1:13.520
8	25.112	21.639	26.808	1:13.559	2	26.612	21.716	26.852	1:15.180	6	24.705	21.411	26.282	1:12.398
9	24.941	21.588	26.499	1:13.028	3	25.314	21.399	26.779	1:13.492	7	24.697	21.500	26.274	1:12.471
10	25.034	22.094	26.687	1:13.815	4	24.944	21.902	26.837	1:13.683	8	24.710	21.213	26.233	1:12.156
N°402 ROBIN Valentin					5	25.145	22.068	26.701	1:13.914	9	24.536	21.234	26.299	1:12.069
1	30.901	22.893	28.027	1:21.821	6	24.708	21.720	26.809	1:13.237	10	24.652	21.904	26.384	1:12.940
2	27.109	29.700	28.526	1:25.335	7	24.918	21.700	26.410	1:13.028	N°411 BENOIT Ewen				
3	26.578	22.420	28.530	1:17.528	8	24.873	22.023	26.516	1:13.412	1	27.773	22.244	26.918	1:16.935
4	26.200	22.556	28.386	1:17.142	9	24.944	21.943	26.693	1:13.580	2	35.357	21.607	26.631	1:23.595
5	26.289	22.403	28.287	1:16.979	10	24.936	21.481	26.919	1:13.336	3	25.156	21.654	26.889	1:13.699
6	26.225	22.537	28.230	1:16.992	N°406 SCELO Marc Antoine					4	25.225	21.443	26.602	1:13.270
7	26.789	22.604	28.425	1:17.818	1	30.627	22.709	27.615	1:20.951	5	24.948	21.304	26.461	1:12.713
8	26.135	22.729	28.154	1:17.018	2	26.938	21.930	27.486	1:16.354	6	24.814	21.695	26.573	1:13.082
9	26.125	22.561	28.171	1:16.857	3	25.941	21.997	27.206	1:15.144	7	25.166	21.785	26.340	1:13.291
N°403 DELAUNAY Lucas					4	25.677	21.893	27.191	1:14.761	8	24.958	21.374	26.527	1:12.859
1	28.212	22.634	26.828	1:17.674	5	25.415	21.795	27.057	1:14.267	9	24.781	21.403	26.414	1:12.598
2	30.434	21.488	26.539	1:18.461	6	25.581	22.096	27.135	1:14.812	10	24.892	21.701	26.509	1:13.102
3	24.951	21.289	26.420	1:12.660	7	25.578	21.690	27.115	1:14.383	N°413 RAPHANEL Arthur				
4	24.777	21.364	26.834	1:12.975	8	25.264	21.825	27.111	1:14.200	1	27.003	21.220	25.986	1:14.209
5	24.875	21.827	26.657	1:13.359	9	25.383	21.793	27.131	1:14.307	2	24.770	21.603	25.953	1:12.326
6	24.857	21.911	26.766	1:13.534	10	25.564	21.910	27.499	1:14.973	3	24.174	20.972	25.807	1:10.953
7	24.835	21.497	26.459	1:12.791	N°407 BOURNIGAUULT CHEDOR Theo					4	24.677	20.968	25.979	1:11.624
8	24.994	21.625	26.469	1:13.088	1	27.740	21.876	26.542	1:16.158	5	24.468	20.945	26.129	1:11.542
9	25.110	21.425	26.508	1:13.043	2	24.860	21.124	26.386	1:12.370	6	24.343	20.921	26.053	1:11.317
10	24.854	21.926	26.664	1:13.444	3	24.787	21.534	26.346	1:12.667	7	24.454	20.908	25.925	1:11.287
N°404 NAEL Théophile					4	24.711	21.276	26.406	1:12.393	8	24.263	20.852	26.052	1:11.167
1	25.898	21.474	26.460	1:13.832	5	24.760	21.771	26.868	1:13.399	9	24.762	21.186	26.114	1:12.062
2	24.818	21.411	26.244	1:12.473	6	24.696	21.080	26.233	1:12.009	10	24.801	21.218	26.038	1:12.057
3	24.419	20.924	26.014	1:11.357	7	25.635	21.293	26.616	1:13.544					
4	24.932	20.922	26.224	1:12.078	8	24.557	21.017	26.273	1:11.847					




Minime

Préfinale (PF)

Analyse des tours

Pour information, sans valeur officielle

Tours	Secteur 1	Secteur 2	Secteur 3	Temps au tour	Tours	Secteur 1	Secteur 2	Secteur 3	Temps au tour	Tours	Secteur 1	Secteur 2	Secteur 3	Temps au tour
N°415 PORTOS Léo					4	24.959	21.102	26.209	1:12.270	8	25.251	21.729	27.269	1:14.249
1	28.283	23.032	26.896	1:18.211	5	24.951	21.110	26.677	1:12.738	9	25.353	21.652	27.036	1:14.041
2	25.433	21.367	26.488	1:13.288	6	24.590	21.530	26.443	1:12.563	10	25.398	21.671	27.025	1:14.094
3	24.687	21.165	26.194	1:12.046	7	24.955	21.178	26.091	1:12.224	N°427 GARDÈS Evan				
4	24.517	21.085	26.262	1:11.864	8	24.677	21.390	26.495	1:12.562	1	28.229	22.613	26.958	1:17.800
5	24.453	21.028	26.123	1:11.604	9	24.562	21.171	26.260	1:11.993	2	26.382	21.829	26.953	1:15.164
6	24.766	21.374	26.451	1:12.591	10	24.836	21.561	26.312	1:12.709	3	25.074	21.665	26.889	1:13.628
7	24.464	21.012	26.030	1:11.506	N°422 BERNIER Augustin					4	25.183	21.998	26.871	1:14.052
8	24.508	21.328	26.352	1:12.188	1	25.876	21.778	26.419	1:14.073	5	25.172	21.803	26.897	1:13.872
9	24.677	21.457	26.274	1:12.408	2	24.693	21.270	26.213	1:12.176	6	25.115	21.842	26.860	1:13.817
10	24.711	21.724	26.380	1:12.815	3	24.464	20.907	26.026	1:11.397	7	25.176	21.427	26.527	1:13.130
N°417 IGLESIAS Louis					4	24.568	21.093	26.087	1:11.748	8	24.973	21.499	26.740	1:13.212
1	27.602	21.335	26.312	1:15.249	5	25.310	20.882	26.007	1:12.199	9	24.862	21.770	26.841	1:13.473
2	24.476	21.363	26.106	1:11.945	6	24.507	21.445	26.133	1:12.085	10	24.981	21.484	26.911	1:13.376
3	24.409	20.990	26.110	1:11.509	7	25.057	20.914	25.890	1:11.861	N°429 DUROSNE Kimi				
4	24.435	21.021	26.163	1:11.619	8	24.273	20.782	25.875	1:10.930	1	27.735	22.276	26.976	1:16.987
5	24.868	20.997	26.274	1:12.139	9	24.172	21.057	25.977	1:11.206	2	25.292	21.736	26.514	1:13.542
6	24.212	21.118	26.462	1:11.792	10	25.104	21.501	26.474	1:13.079	3	24.702	21.199	26.493	1:12.394
7	24.530	21.097	25.907	1:11.534	N°424 MAINIER Evan					4	24.784	21.221	26.589	1:12.594
8	24.272	21.002	26.037	1:11.311	1	28.869	22.500	27.062	1:18.431	5	24.633	21.009	26.396	1:12.038
9	24.214	20.899	26.053	1:11.166	2	26.851	21.711	26.852	1:15.414	6	24.811	21.048	26.638	1:12.497
10	24.371	21.553	26.212	1:12.136	3	25.383	21.437	26.829	1:13.649	7	24.635	21.241	26.485	1:12.361
N°418 POULAIN Arthur					4	25.074	21.515	26.641	1:13.230	8	24.749	21.190	26.436	1:12.375
1	27.964	22.219	26.978	1:17.161	5	25.100	21.391	26.713	1:13.204	9	24.834	21.241	26.534	1:12.609
2	26.578	21.843	26.902	1:15.323	6	24.887	21.779	26.677	1:13.343	10	25.010	21.397	26.502	1:12.909
3	25.179	21.335	26.739	1:13.253	7	25.102	24.309	26.728	1:16.139	N°430 ALBERTO Paul				
4	25.155	21.561	26.986	1:13.702	8	25.241	21.622	26.757	1:13.620	1	27.776	22.979	26.539	1:17.294
5	25.287	21.696	26.816	1:13.799	9	25.191	21.777	26.550	1:13.518	2	24.797	21.411	26.301	1:12.509
6	25.283	21.756	26.695	1:13.734	10	24.966	21.788	27.056	1:13.810	3	24.563	21.088	26.211	1:11.862
7	25.116	25.527	26.770	1:17.413	N°425 CARRERE Antoine					4	24.367	21.183	26.122	1:11.672
8	25.483	21.714	26.651	1:13.848	1	29.519	22.586	27.189	1:19.294	5	24.898	21.148	26.258	1:12.304
9	25.094	21.668	26.629	1:13.391	2	28.131	21.762	27.128	1:17.021	6	24.709	21.478	26.305	1:12.492
10	24.966	21.916	26.799	1:13.681	3	25.388	21.745	27.460	1:14.593	N°431 CARANTA Jules				
N°419 BOUZAR Guillaume					4	25.326	21.809	27.376	1:14.511	1	27.308	21.445	26.156	1:14.909
1	28.038	22.303	26.703	1:17.044	5	26.142	21.838	26.834	1:14.814	2	24.496	21.513	26.195	1:12.204
2	24.846	21.274	26.326	1:12.446	6	25.007	21.749	27.050	1:13.806	3	24.254	21.131	26.164	1:11.549
3	24.431	21.356	26.311	1:12.098	7	25.206	21.651	27.202	1:14.059	4	24.240	20.987	25.835	1:11.062




Minime

Préfinale (PF)

Analyse des tours

Pour information, sans valeur officielle

Tours	Secteur 1	Secteur 2	Secteur 3	Temps au tour	Tours	Secteur 1	Secteur 2	Secteur 3	Temps au tour	Tours	Secteur 1	Secteur 2	Secteur 3	Temps au tour	
5	24.920	21.106	25.856	1:11.882	9	25.420	21.727	26.896	1:14.043	N°488 HELIAS Jimmy	1	26.322	21.470	26.362	1:14.154
6	24.339	21.587	26.204	1:12.130	10	25.427	21.633	27.352	1:14.412		2	24.700	21.368	26.230	1:12.298
7	24.326	21.003	25.979	1:11.308	N°451 CAPPuccio Mathys				3		24.416	21.233	26.076	1:11.725	
8	24.227	20.834	25.862	1:10.923	1	26.073	21.567	26.658	1:14.298		4	24.569	20.936	25.915	1:11.420
9	24.230	20.946	26.039	1:11.215	2	24.817	21.493	26.384	1:12.694		5	24.793	20.935	25.934	1:11.662
10	25.189	21.400	26.054	1:12.643	3	24.365	21.070	26.180	1:11.615		6	24.250	20.941	25.892	1:11.083
N°433 VERBRUGGE Maxens					4	24.536	20.997	26.206	1:11.739		7	24.344	21.076	25.874	1:11.294
1	28.294	22.458	26.897	1:17.649	5	24.676	21.154	26.244	1:12.074		8	24.287	20.938	25.950	1:11.175
2	26.727	22.079	26.733	1:15.539	6	24.261	21.049	26.317	1:11.627		9	24.533	21.085	26.132	1:11.750
3	30.734	21.632	26.698	1:19.064	7	24.699	21.020	26.023	1:11.742		10	24.968	21.359	26.183	1:12.510
4	24.880	21.650	27.106	1:13.636	8	24.178	21.063	26.072	1:11.313	N°499 ROUSSEAU Corentin					
5	25.746	21.478	26.530	1:13.754	9	24.348	21.086	26.029	1:11.463	1	27.828	22.207	26.695	1:16.730	
6	24.892	21.425	26.515	1:12.832	10	24.402	21.411	26.351	1:12.164	2	31.057	21.849	27.169	1:20.075	
7	25.107	22.023	26.386	1:13.516	N°469 QUESADA Baptiste				3	25.146	21.507	26.652	1:13.305		
8	25.061	21.701	26.851	1:13.613	1	31.929	22.069	27.008	1:21.006	4	24.864	21.178	26.298	1:12.340	
9	24.818	21.383	26.678	1:12.879	2	27.328	21.646	27.201	1:16.175	5	24.756	21.223	26.595	1:12.574	
10	25.195	22.017	26.817	1:14.029	3	25.177			1:15.817	6	24.778	21.960	26.613	1:13.351	
N°443 BROGGIO Antoine					4	25.098	21.651	26.755	1:13.504	7	24.702	21.678	26.401	1:12.781	
1	27.218	21.536	26.660	1:15.414	5	25.148	21.430	26.851	1:13.429	8	24.953	21.680	26.236	1:12.869	
2	24.937	21.172	26.431	1:12.540	6	24.979	21.554	26.736	1:13.269	9	24.977	21.711	26.372	1:13.060	
3	24.847	21.970	26.358	1:13.175	7	25.175	21.842	26.755	1:13.772	10	24.822	21.602	26.928	1:13.352	
4	24.971	21.733	26.264	1:12.968	8	24.894	21.685	26.717	1:13.296	N°482 CARNEJAC Mathis					
5	24.819	21.037	26.538	1:12.394	9	24.875	21.588	26.498	1:12.961	1	30.489	22.343	27.418	1:20.250	
6	25.074	21.560	26.727	1:13.361	10	24.941	21.618	26.955	1:13.514	2	27.137	21.939	27.193	1:16.269	
7	24.642	21.339	26.517	1:12.498	N°482 CARNEJAC Mathis				3	25.149	21.588	28.173	1:14.910		
8	24.802	21.571	26.267	1:12.640	1	30.489	22.343	27.418	1:20.250	4	25.946	21.990	27.567	1:15.503	
9	24.746	21.427	26.502	1:12.675	2	27.137	21.939	27.193	1:16.269	5	25.511	22.339	27.095	1:14.945	
10	24.863	21.593	26.504	1:12.960	3	25.149	21.588	28.173	1:14.910	6	25.440	22.056	27.137	1:14.633	
N°444 FASQUEL Hugo					4	25.946	21.990	27.567	1:15.503	7	25.405	21.789	27.149	1:14.343	
1	30.305	22.720	27.396	1:20.421	5	25.511	22.339	27.095	1:14.945	8	25.174	21.744	27.003	1:13.921	
2	26.994	22.164	27.264	1:16.422	6	25.440	22.056	27.137	1:14.633	9	25.399	21.633	26.779	1:13.811	
3	26.113	22.220	26.924	1:15.257	7	25.405	21.789	27.149	1:14.343	10	25.038	21.666	26.893	1:13.597	
4	25.470	21.793	27.301	1:14.564	8	25.174	21.744	27.003	1:13.921						
5	25.480	22.135	27.251	1:14.866	9	25.399	21.633	26.779	1:13.811						
6	25.453	22.021	27.132	1:14.606	10	25.038	21.666	26.893	1:13.597						
7	25.360	21.801	27.128	1:14.289											
8	25.399	26.988	27.101	1:19.488											



Minime

Préfinale (PF)

Document 16

Grille de départ

Sous réserve du contrôle technique ou d'incidents d'ordre sportif

402	ROBIN Valentin SODI / / VEGA	15	
444	FASQUEL Hugo EXPRIT / / VEGA	14	406 SCELO Marc Antoine SODI / / VEGA
482	CARNEJAC Mathis KOSMIC / / VEGA	13	418 POULAIN Arthur CRG BY KCM / / VEGA
433	VERBRUGGE Maxens CRG BY KCM / / VEGA	12	424 MAINIER Evan TONY KART / / VEGA
405	HERVAS Valentin CRG BY KCM / / VEGA	11	425 CARRERE Antoine KOSMIC / / VEGA
427	GARDÈS Evan FORMULA K / / VEGA	10	430 ALBERTO Paul CRG BY KCM / / VEGA
499	ROUSSEAU Corentin CRG BY KCM / / VEGA	9	400 OUTRAN Clément BIREL / / VEGA
415	PORTOS Léo SODI /	8	429 DUROSNE Kimi KOSMIC / / VEGA
411	BENOIT Ewen CRG BY KCM / / VEGA	7	443 BROGGIO Antoine ZANARDI / / VEGA
403	DELAUNAY Lucas CRG BY KCM / / VEGA	6	469 QUESADA Baptiste OK1 /
408	LOPEZ Tom BIREL / / VEGA	5	407 BOURNIGAULT CHEDOR Theo SODI / / VEGA
413	RAPHANEL Arthur BIREL / / VEGA	4	419 BOUZAR Guillaume CRG BY KCM / / VEGA
431	CARANTA Jules KOSMIC / / VEGA	3	417 IGLESIAS Louis OK1 / / VEGA
488	HELIAS Jimmy BIREL / / VEGA	2	451 CAPPUCCIO Mathys KOSMIC /
422	BERNIER Augustin CRG BY KCM /	1	404 NAEL Théophile OK1 / / VEGA

POLE POSITION



Départ : 14/05 - 09:32 10 Tours = 15,000 Km

NSK1 Salbris 2017 (FRA) 12-14/05/2017

3MK Events

Page 1 / 1

Apex Timing 

