











X30 Challenge France
X30 Master et Genteman
Pré Finale
Classement

Cl.	N°	Pilote	Chassis	Tours	Ecart	Interv.	M.Tour
1	411	CHAPON Eric	RedSpeed	12			57.185
2	414	KUSSMAUL Jean-François	Birel Art	12	+0.028	+0.028	57.245
3	452	HIM Emmanuel	Tony-Kart	12	+1.661	+1.633	57.400
4	501	RUNGET Willy	 Exprit	12	+2.182	+0.521	57.323
5	421	JEHL François	Tony Kart	12	+2.389	+0.207	57.005
6	413	NERGUTI Samy	Redspeed	12	+3.780	+1.391	57.396
7	433	RINAUDO Thibault	CRG	12	+4.454	+0.674	57.368
8	427	BOURDON Mathieu	RedSpeed	12	+5.538	+1.084	57.173
9	617	BARBAZA Mariane	 Tony-Kart	12	+5.809	+0.271	56.608
10	557	PION Lucky	 Tony-Kart	12	+7.446	+1.637	57.907
11	458	MARTIN Sébastien	PCR	12	+10.293	+2.847	57.676
12	505	JOUCHOUX Romain	 Tony-Kart	12	+11.367	+1.074	57.725
13	514	ALLEMAND Pierre	 Oberon	12	+12.983	+1.616	57.635
14	484	WOGENSTAHL Steve	Formula K	12	+13.094	+0.111	57.517
15	402	NICOLAS Séverine	 Kosmic	12	+14.764	+1.670	57.591
16	527	BARTH Didier	 Redspeed	12	+16.149	+1.385	58.221
17	521	AUGER Christophe	 Tony-Kart	12	+16.264	+0.115	58.099
18	585	BOTTON Roger	 Tony Kart	12	+33.135	+16.871	58.810
19	461	RUIMY Michaël	Tony-Kart	4	+8 Tours	+8 Tours	58.347
20	577	DELAVIER Eric	 Tony-Kart	3	+9 Tours	+1 Tour	58.603
21	516	TUTIN Philippe	 Exprit		+12 Tours	+3 Tours	

Meilleur tour: 617 BARBAZA Mariane - 56.608

Pas un tour

516	TUTIN Philippe	 Exprit
-----	----------------	--

Sous réserve du contrôle technique ou de fait sportif

Le Chronométrage

Heure d'affichage

Le Président du Collège

X30 Challenge France X30 Master et Genteman Pré Finale Historique

N°	Tour	Secteur 1	Secteur 2	Secteur 3	Temps
402 NICOLAS Séverine					
402					
402		10.461	44.800	9.273	
START					
402		9.099	59.966	22.729	
402	1	10.884	43.465	8.572	1:02.921
402	2	8.274	42.187	8.549	59.010
402	3	8.236	41.553	8.564	58.353
402	4	8.389	41.329	8.612	58.330
402	5	8.200	41.376	8.510	58.086
402	6	8.280	42.376	8.524	59.180
402	7	8.247	42.429	8.603	59.279
402	8	8.109	41.258	8.647	58.014
402	9	8.065	40.985	8.541	57.591
402	10	8.232	42.057	8.667	58.956
402	11	8.107	40.904	8.612	57.623
FINISH					
402	12	8.043	41.707	8.618	58.368

411 CHAPON Eric

411					
411		10.495	43.509	9.618	
START					
411		9.014	1:01.658	24.920	
411	1	9.383	41.711	8.692	59.786
411	2	8.574	41.388	8.667	58.629
411	3	8.111	40.504	8.570	57.185
411	4	8.068	40.829	8.680	57.577
411	5	8.116	40.617	8.678	57.411
411	6	8.076	40.434	8.698	57.208
411	7	8.053	40.630	8.688	57.371
411	8	8.061	40.659	8.698	57.418
411	9	8.169	40.603	8.726	57.498
411	10	8.200	40.605	8.674	57.479
411	11	8.040	40.513	8.687	57.240
FINISH					
411	12	8.033	40.616	8.787	57.436

413 NERGUTI Samy

413					
413		10.336	43.706	9.415	

N°	Tour	Secteur 1	Secteur 2	Secteur 3	Temps
START					
413		9.124	1:02.013	24.612	
413	1	9.741	42.262	8.547	1:00.550
413	2	8.189	41.446	8.540	58.175
413	3	8.218	41.014	8.508	57.740
413	4	8.156	40.911	8.536	57.603
413	5	8.088	40.876	8.561	57.525
413	6	8.090	40.872	8.554	57.516
413	7	8.113	41.305	8.560	57.978
413	8	8.318	41.410	8.568	58.296
413	9	8.138	40.885	8.593	57.616
413	10	8.118	40.750	8.588	57.456
413	11	8.061	40.755	8.580	57.396
FINISH					
413	12	8.127	41.054	8.611	57.792

414 KUSSMAUL Jean-François

414					
414		10.340	43.686	9.811	
START					
414		8.672	1:02.008	25.368	
414	1	9.575	41.786	8.475	59.836
414	2	8.273	41.061	8.670	58.004
414	3	8.002	40.793	8.658	57.453
414	4	8.005	41.378	8.540	57.923
414	5	8.182	40.712	8.536	57.430
414	6	8.124	40.687	8.665	57.476
414	7	7.992	40.720	8.556	57.268
414	8	8.054	40.710	8.534	57.298
414	9	8.173	40.761	8.635	57.569
414	10	8.073	40.805	8.526	57.404
414	11	8.034	40.668	8.574	57.276
FINISH					
414	12	8.023	40.682	8.540	57.245

421 JEHL François

421					
421		10.352	44.350	9.069	
START					
421		9.238	1:00.957	24.498	
421	1	10.288	42.947	8.650	1:01.885
421	2	8.238	41.430	8.970	58.638

X30 Challenge France
X30 Master et Genteman
Pré Finale
Historique

N°	Tour	Secteur 1	Secteur 2	Secteur 3	Temps
421	3	8.143	41.025	8.657	57.825
421	4	8.157	40.443	8.609	57.209
421	5	8.107	40.310	8.651	57.068
421	6	8.369	40.670	8.644	57.683
421	7	8.147	40.337	8.521	57.005
421	8	8.273	40.630	8.604	57.507
421	9	8.089	40.673	8.685	57.447
421	10	8.075	40.547	8.583	57.205
421	11	8.284	40.523	8.636	57.443
			FINISH		
421	12	8.080	40.636	8.567	57.283

427 BOURDON Mathieu

427					
427		10.150	44.140	8.910	
			START		
427		9.541	1:01.280	23.878	
427	1	10.551	43.496	8.544	1:02.591
427	2	8.578	42.171	8.471	59.220
427	3	8.100	40.966	8.475	57.541
427	4	8.310	41.471	8.480	58.261
427	5	8.131	40.907	8.600	57.638
427	6	8.062	40.814	8.571	57.447
427	7	7.997	40.772	8.559	57.328
427	8	7.961	40.702	8.510	57.173
427	9	7.995	41.031	8.598	57.624
427	10	8.037	40.717	8.561	57.315
427	11	8.047	40.844	8.548	57.439
			FINISH		
427	12	7.990	41.066	8.606	57.662

433 RINAUDO Thibault

433					
433		10.149	44.832	9.119	
			START		
433		8.968	1:00.624	22.695	
433	1	10.379	43.190	8.594	1:02.163
433	2	8.215	41.284	8.719	58.218
433	3	8.128	41.400	8.573	58.101
433	4	8.050	40.804	8.573	57.427
433	5	8.088	40.917	8.607	57.612
433	6	8.095	40.712	8.570	57.377
433	7	7.989	40.922	8.640	57.551
433	8	8.129	40.920	8.657	57.706
433	9	8.045	40.692	8.637	57.374
433	10	8.055	40.766	8.649	57.470
433	11	8.012	40.838	8.608	57.458
			FINISH		

N°	Tour	Secteur 1	Secteur 2	Secteur 3	Temps
433	12	8.032	40.713	8.623	57.368

452 HIM Emmanuel

452					
452		9.933	43.990	9.628	
			START		
452		8.562	1:02.375	25.405	
452	1	9.267	42.099	8.551	59.917
452	2	8.223	41.901	8.505	58.629
452	3	8.202	40.951	8.526	57.679
452	4	8.069	40.929	8.517	57.515
452	5	8.067	40.800	8.533	57.400
452	6	8.135	40.781	8.553	57.469
452	7	8.104	40.770	8.563	57.437
452	8	8.041	40.799	8.592	57.432
452	9	8.091	40.875	8.634	57.600
452	10	8.032	40.789	8.580	57.401
452	11	8.111	40.903	8.626	57.640
			FINISH		
452	12	8.107	41.113	8.646	57.866

458 MARTIN Sébastien

458					
458		10.684	44.402	9.094	
			START		
458		8.971	1:01.057	24.938	
458	1	10.170	43.807	8.764	1:02.741
458	2	8.781	41.834	8.684	59.299
458	3	8.308	41.198	8.680	58.186
458	4	8.168	41.458	8.585	58.211
458	5	8.252	41.018	8.715	57.985
458	6	8.104	41.283	8.770	58.157
458	7	8.273	41.152	8.700	58.125
458	8	8.122	41.193	8.732	58.047
458	9	8.140	41.100	8.769	58.009
458	10	8.056	40.875	8.745	57.676
458	11	8.062	40.948	8.802	57.812
			FINISH		
458	12	8.060	41.192	8.754	58.006

461 RUIMY Michaël

461					
461		11.025			
			START		
461		8.757	59.870	21.973	
461	1	10.543			1:02.802



X30 Challenge France
X30 Master et Genteman
Pré Finale
Historique

N°	Tour	Secteur 1	Secteur 2	Secteur 3	Temps
461	2	8.280	42.166	8.562	59.008
461	3	8.357			59.057
461	4	8.229	41.448	8.670	58.347
FINISH					

484 WOGENSTAHL Steve

484					
484		11.156	45.429	8.750	
START					
484		8.784	1:00.252	21.449	
484	1	10.707	43.569	8.504	1:02.780
484	2	8.311	42.293	8.548	59.152
484	3	8.455	41.789	8.637	58.881
484	4	8.303	41.698	8.574	58.575
484	5	8.170	41.247	8.681	58.098
484	6	8.139	41.341	8.494	57.974
484	7	8.336	41.964	8.624	58.924
484	8	8.129	40.822	8.566	57.517
484	9	8.160	41.097	8.621	57.878
484	10	8.185	40.984	8.613	57.782
484	11	8.165	41.226	8.553	57.944
FINISH					
484	12	8.276	41.180	8.567	58.023

501 RUNGET Willy

501					
501		10.381	44.304	8.674	
START					
501		9.820	1:00.915	23.830	
501	1	9.855	42.478	8.631	1:00.964
501	2	8.271	41.223	8.537	58.031
501	3	8.116	40.863	8.497	57.476
501	4	8.198	40.988	8.547	57.733
501	5	8.070	40.921	8.578	57.569
501	6	8.056	40.755	8.551	57.362
501	7	8.013	41.217	8.459	57.689
501	8	8.072	40.812	8.618	57.502
501	9	8.054	40.673	8.605	57.332
501	10	8.064	40.739	8.581	57.384
501	11	8.057	40.681	8.585	57.323
FINISH					
501	12	8.021	40.784	8.570	57.375

505 JOUCHOUX Romain

505					
505		10.835	44.781	9.198	



N°	Tour	Secteur 1	Secteur 2	Secteur 3	Temps
START					
505		9.108	59.742	22.495	
505	1	10.366	43.292	8.741	1:02.399
505	2	8.517	42.090	8.542	59.149
505	3	8.292	41.226	8.555	58.073
505	4	8.235	41.405	8.529	58.169
505	5	8.557	41.178	8.526	58.261
505	6	8.304	42.529	8.647	59.480
505	7	8.135	41.083	8.613	57.831
505	8	8.214	41.182	8.578	57.974
505	9	8.240	40.847	8.659	57.746
505	10	8.165	40.854	8.706	57.725
505	11	8.062	41.155	8.691	57.908
FINISH					
505	12	8.133	41.072	8.647	57.852

514 ALLEMAND Pierre

514					
514		10.228	44.961	8.856	
START					
514		8.888	1:00.694	23.524	
514	1	10.431	43.536	8.628	1:02.595
514	2	8.542	42.172	8.573	59.287
514	3	8.269	41.230	8.631	58.130
514	4	8.229	41.393	8.697	58.319
514	5	8.465	41.371	8.640	58.476
514	6	8.258	42.243	8.607	59.108
514	7	8.264	41.269	8.673	58.206
514	8	8.137	40.857	8.641	57.635
514	9	8.369	41.164	8.783	58.316
514	10	8.230	40.909	8.708	57.847
514	11	8.234	41.335	8.694	58.263
FINISH					
514	12	8.180	41.132	8.739	58.051

516 TUTIN Philippe

516					
516		11.374	45.437	8.698	
START					
516		8.434	59.316	21.854	
FINISH					

521 AUGER Christophe

521					
521		10.294	44.624	8.674	
START					

X30 Challenge France
X30 Master et Genteman
Pré Finale
Historique

N°	Tour	Secteur 1	Secteur 2	Secteur 3	Temps
521		9.486	1:00.757	23.736	
521	1	10.134	43.012	8.588	1:01.734
521	2	8.310	41.880	8.737	58.927
521	3	8.174	41.625	8.586	58.385
521	4	8.212	41.398	8.662	58.272
521	5	8.351	41.209	8.624	58.184
521	6	8.179	42.877	8.671	59.727
521	7	8.138	41.366	8.690	58.194
521	8	8.119	41.335	8.645	58.099
521	9	8.531	41.589	8.705	58.825
521	10	8.481	43.153	8.596	1:00.230
521	11	8.334	41.363	8.604	58.301
			FINISH		
521	12	8.237	41.999	8.601	58.837

527 BARTH Didier

527					
527		10.538	44.413	9.116	
			START		
527		9.106	1:01.521	24.345	
527	1	9.423	42.779	8.861	1:01.063
527	2	8.494	41.858	8.825	59.177
527	3	8.117	42.056	8.575	58.748
527	4	8.143	42.310	8.649	59.102
527	5	8.560	41.151	8.618	58.329
527	6	8.723	42.395	8.600	59.718
527	7	8.179	41.725	8.595	58.499
527	8	8.278	41.258	8.685	58.221
527	9	8.195	41.592	8.614	58.401
527	10	8.195	42.592	8.693	59.480
527	11	8.150	41.363	8.726	58.239
			FINISH		
527	12	8.179	41.909	8.768	58.856

557 PION Lucky

557					
557		10.206	43.481	9.728	
			START		
557		8.894	1:02.058	25.039	
557	1	9.581	41.938	8.646	1:00.165
557	2	8.213	41.570	8.606	58.389
557	3	8.356	41.059	8.593	58.008
557	4	8.391	41.404	8.610	58.405
557	5	8.129	41.189	8.597	57.915
557	6	8.147	41.341	8.754	58.242
557	7	8.162	40.990	8.784	57.936
557	8	8.388	41.016	8.755	58.159
557	9	8.144	40.933	8.830	57.907

N°	Tour	Secteur 1	Secteur 2	Secteur 3	Temps
557	10	8.280	40.990	8.804	58.074
557	11	8.069	41.192	8.842	58.103
			FINISH		
557	12	8.150	41.152	8.843	58.145

577 DELAVIER Eric


577					
577		10.336	44.894	9.428	
			START		
577		8.930	59.914	22.966	
577	1	10.800	44.823	8.637	1:04.260
577	2	8.339	42.130	8.550	59.019
577	3	8.043	42.031	8.529	58.603
			FINISH		

585 BOTTON Roger

585					
585		11.160	44.944	8.579	
			START		
585		9.097	1:00.247	22.071	
585	1	10.297	52.248	8.687	1:11.232
585	2	8.317	42.340	8.572	59.229
585	3	8.210	42.473	8.637	59.320
585	4	8.165	42.217	8.606	58.988
585	5	8.115	42.243	8.586	58.944
585	6	8.164	42.021	8.637	58.822
585	7	8.167	42.210	8.606	58.983
585	8	8.185	42.000	8.625	58.810
585	9	8.298	42.382	8.638	59.318
585	10	8.306	42.324	8.632	59.262
585	11	8.404	42.298	8.592	59.294
			FINISH		
585	12	8.632	44.462	8.701	1:01.795

617 BARBAZA Mariane

617					
617		11.511	45.479	8.771	
			START		
617		8.703	59.356	21.491	
617	1	10.774	44.092	8.395	1:03.261
617	2	8.110	41.906	8.280	58.296
617	3	8.374	41.584	7.985	57.943
617	4	8.158	41.348	8.196	57.702
617	5	8.304	41.240	8.142	57.686
617	6	8.137	41.934	7.940	58.011
617	7	7.911	41.156	7.974	57.041



X30 Challenge France
X30 Master et Genteman
Pré Finale
Historique

N°	Tour	Secteur 1	Secteur 2	Secteur 3	Temps
617	8	8.103	40.975	7.968	57.046
617	9	8.059	41.329	7.968	57.356
617	10	8.173	41.237	7.969	57.379
617	11	7.982	41.118	8.517	57.617
			FINISH		
617	12	8.024	40.606	7.978	56.608

X30 Challenge France
X30 Master et Genteman
Pré Finale
Tour par tour

Grille	452	414	411	557	458	413	421	527	427	501	521	514	433	577	505	617	585	402	461	516	484
--------	-----	-----	-----	-----	-----	-----	-----	-----	-----	-----	-----	-----	-----	-----	-----	-----	-----	-----	-----	-----	-----

	1.	2.	3.	4.	5.	6.	7.	8.	9.	10.	11.	12.	13.	14.	15.	16.	17.	18.	19.	20.	21.
Départ	452	411	414	557	458	413	421	427	527	501	521	433	514	505	577	402	585	516	461	484	617
Tour 1	411	452	414	557	413	527	501	421	521	458	433	427	505	514	402	461	484	617	577	585	
Tour 2	414	411	452	557	413	501	527	421	433	521	458	427	505	514	402	461	617	484	577	585	
Tour 3	414	411	452	557	413	501	421	433	527	521	427	458	505	514	402	617	461	484	577	585	
Tour 4	411	414	452	413	501	557	421	433	521	427	527	458	505	617	514	402	461	484	585		
Tour 5	411	414	452	413	501	421	557	433	427	521	458	527	617	505	514	402	484	585			
Tour 6	411	414	452	413	501	421	557	433	427	458	617	521	505	527	514	402	484	585			
Tour 7	411	414	452	413	501	421	557	433	427	617	458	521	505	514	527	484	402	585			
Tour 8	411	414	452	501	421	413	433	557	427	617	458	521	505	514	527	484	402	585			
Tour 9	411	414	452	501	421	413	433	427	557	617	458	505	514	521	484	527	402	585			
Tour 10	411	414	452	501	421	413	433	427	557	617	458	505	514	484	402	527	521	585			
Tour 11	411	414	452	501	421	413	433	427	617	557	458	505	514	484	402	527	521	585			
Tour 12	411	414	452	501	421	413	433	427	617	557	458	505	514	484	402	527	521	585			

