

















Rotax Max Master
Finale (F)
Document 19.1 OFFICIEL
Résultats

Sous réserve du contrôle technique ou d'incidents d'ordre sportif

Clt	N°	Pilote	Nation	Team	Equipement	Tours	Ecart	Interv.	Meilleur tour
1	=	111 ANTIER Antoine		PKS	KOSMIC / ROTAX / BRIDGESTONE	15			49.616
2	▲2	160 WEMAUX Jonathan		NC	SODI / ROTAX / BRIDGESTONE	15	2.215	2.215	49.757
3	=	144 LANGLOIS Charly		KMD	SODI / ROTAX / BRIDGESTONE	15	5.041	2.826	49.861
4	▼2	147 BOURDON Florian		SG DRIVER'S	EXPRIT / ROTAX / BRIDGESTONE	15	6.166	1.125	49.933
5	▲1	117 MORIN Clément		PKS	TONY KART / ROTAX / BRIDGESTONE	15	6.746	0.580	49.877
6	▲1	102 NERAMBOURG Max		MJM	TONY KART / ROTAX / BRIDGESTONE	15	8.653	1.907	49.917
7	▲1	188 VIANO Antoine		PKS	KOSMIC / ROTAX / BRIDGESTONE	15	8.828	0.175	49.907
8	▲3	114 CAMUS Mathieu		KART PRO RACING	KOSMIC / ROTAX / BRIDGESTONE	15	10.415	1.587	49.887
9	=	154 HOUTIN Jonathan		LAP'S	TONY KART / ROTAX / BRIDGESTONE	15	11.026	0.611	50.061
10	▲3	137 ROUSSEAU Jerome		PKS COMPETITION	KOSMIC / ROTAX / BRIDGESTONE	15	11.785	0.759	50.149
11	▼1	123 CAPITAINE Christophe		ASMS91	TONY KART / ROTAX / BRIDGESTONE	15	12.719	0.934	50.107
12	▲2	161 MARC Anthony		PKS	KOSMIC / ROTAX / BRIDGESTONE	15	13.657	0.938	50.199
13	▼1	101 DELAVIER Eric		ERIC	TONY KART / ROTAX / BRIDGESTONE	15	14.194	0.537	50.227
14	▲1	103 TACHEAU Romain		KMD	SODI / ROTAX / BRIDGESTONE	15	14.252	0.058	50.027
15	▲1	107 BARTH Didier		DBSM	KOSMIC / ROTAX / BRIDGESTONE	15	16.078	1.826	50.382
16	▼11	105 LOTTIN Mickaël		OUEST RACING KARTING	SODI / ROTAX / BRIDGESTONE	13	2 Tours	2 Tours	49.837

Tête de course : N°111 ANTIER Antoine (1-15)

Départ : 15/09 - 16:11:23

Meilleur tour : N°111 ANTIER Antoine 49.616 89.54 km/h

Météo : Soleil Air : 28°C Piste : Sèche

Record de l'épreuve : N°111 ANTIER Antoine 48.570 91.46 km/h

Rotax Max Master
Finale (F)
Tableau des tours

Pour information, sans valeur officielle

	1	2	3	4	5	6	7	8	9	10	11	12	13	14	15	16
Grille	111	147	144	160	105	117	102	188	154	123	114	101	137	161	103	107
Départ	111	147	144	160	105	117	188	102	154	123	114	101	137	107	103	161
Tour 1 Intervalle	111	144 0.4	160 0.0	147 0.4	105 0.1	117 0.2	123 0.4	102 0.0	188 0.3	154 0.1	114 0.2	161 0.2	101 0.2	137 0.1	107 0.6	103 0.1
Tour 2	111	144 0.6	160 0.0	147 1.0	105 0.2	117 0.1	123 0.1	102 0.1	188 0.2	114 0.3	154 0.0	161 0.3	137 0.8	101 0.1	107 0.2	103 0.1
Tour 3	111	160 1.0	144 0.2	147 0.6	105 0.3	117 0.3	123 0.2	102 0.1	188 0.3	114 0.1	154 0.4	161 0.2	137 0.6	101 0.2	107 0.5	103 0.1
Tour 4	111	160 1.2	144 0.3	147 0.5	105 0.4	117 0.3	123 0.3	102 0.1	188 0.3	114 0.1	154 0.5	161 0.4	137 0.4	101 0.4	107 0.5	103 0.1
Tour 5	111	160 1.2	144 0.5	147 0.5	105 0.5	117 0.3	123 0.4	102 0.1	188 0.2	114 0.2	154 0.5	161 0.8	137 0.3	101 0.4	107 0.8	103 0.0
Tour 6	111	160 1.2	144 0.7	147 0.5	105 0.3	117 0.4	123 0.9	114 0.4	188 0.1	102 0.1	154 0.1	137 1.3	161 0.0	101 0.3	107 1.2	103 0.0
Tour 7	111	160 1.2	144 0.8	147 0.6	105 0.2	117 0.4	123 1.2	114 0.2	188 0.1	102 0.1	154 0.2	161 1.4	137 0.3	101 0.2	107 1.2	103 0.1
Tour 8	111	160 1.4	144 1.0	147 0.6	105 0.1	117 0.5	102 2.6	188 0.0	154 0.0	123 0.2	114 0.1	137 0.9	161 0.0	101 0.2	107 1.3	103 0.3
Tour 9	111	160 1.6	144 1.3	147 0.5	105 0.1	117 0.5	102 2.6	188 0.4	154 0.3	114 0.1	123 0.5	161 0.2	137 0.2	101 0.2	107 1.4	103 0.3
Tour 10	111	160 1.8	144 1.6	105 0.9	147 0.1	117 0.0	102 2.9	188 0.3	154 0.4	114 0.1	123 0.7	161 0.2	137 0.2	101 0.4	103 1.5	107 0.0
Tour 11	111	160 1.9	144 1.8	105 0.7	147 0.2	117 0.2	102 2.6	188 0.3	154 0.7	114 0.4	123 0.9	137 0.1	101 0.6	161 0.2	103 1.5	107 0.2
Tour 12	111	160 2.1	144 2.2	105 0.6	147 0.1	117 0.2	102 2.5	188 0.3	154 0.9	114 0.3	137 1.3	123 0.3	161 0.8	101 0.2	103 0.9	107 0.6
Tour 13	111	160 2.2	144 2.4	105 0.5	147 0.3	117 0.2	102 2.5	188 0.3	114 1.3	154 0.1	137 1.1	123 0.3	161 0.9	101 0.3	103 0.7	107 0.9
Tour 14	111	160 2.4	144 2.5	147 1.0	117 0.7	102 1.7	188 0.3	114 1.1	154 0.6	137 1.0	123 0.6	161 1.0	101 0.3	103 0.2	107 1.3	
Tour 15	111	160 2.2	144 2.8	147 1.1	117 0.5	102 1.9	188 0.1	114 1.5	154 0.6	137 0.7	123 0.9	161 0.9	101 0.5	103 0.0	107 1.8	

Rotax Max Master
**Finale (F)
Analyse des tours**

Pour information, sans valeur officielle

Tours	Secteur 1	Secteur 2	Secteur 3	Temps au tour	Tours	Secteur 1	Secteur 2	Secteur 3	Temps au tour	Tours	Secteur 1	Secteur 2	Secteur 3	Temps au tour
N°101 DELAVIER Eric					6	15.255	18.178	17.210	50.643	14	15.142	18.034	17.274	50.450
1	17.169	18.727	17.107	53.003	7	15.296	18.240	16.981	50.517	15	15.228	18.159	17.524	50.911
2	15.271	18.832	17.074	51.177	8	15.129	18.474	17.095	50.698	N°111 ANTIER Antoine				
3	15.315	18.209	17.006	50.530	9	15.152	18.226	17.137	50.515	1	15.628	17.975	17.009	50.612
4	15.193	18.127	17.091	50.411	10	15.046	18.184	17.078	50.308	2	15.036	17.938	16.962	49.936
5	15.180	18.123	17.058	50.361	11	15.438	18.184	17.219	50.841	3	14.996	17.918	16.905	49.819
6	15.152	18.119	16.956	50.227	12	15.157	18.129	16.947	50.233	4	14.996	17.897	16.862	49.755
7	15.188	18.205	17.056	50.449	13	15.008	18.180	16.986	50.174	5	14.960	17.944	16.896	49.800
8	15.213	18.197	17.009	50.419	14	15.026	18.055	16.946	50.027	6	14.928	17.975	16.854	49.757
9	15.300	18.240	16.941	50.481	15	15.196	18.202	17.022	50.420	7	14.972	17.881	16.869	49.722
10	15.231	18.225	17.074	50.530	N°105 LOTTIN Mickaël					8	14.882	17.861	16.913	49.656
11	15.167	18.277	17.128	50.572	1	16.178	18.294	16.987	51.459	9	14.905	17.840	16.881	49.626
12	15.644	18.236	17.147	51.027	2	15.382	18.470	17.012	50.864	10	14.842	17.868	16.906	49.616
13	15.179	18.173	17.115	50.467	3	15.169	18.017	16.939	50.125	11	14.962	17.871	16.930	49.763
14	15.184	18.258	17.086	50.528	4	15.132	18.004	16.899	50.035	12	14.922	17.882	16.855	49.659
15	15.209	18.220	17.135	50.564	5	15.107	18.029	16.887	50.023	13	14.983	17.863	16.934	49.780
N°102 NERAMBOURG Max					6	15.009	17.935	16.893	49.837	14	14.952	17.898	16.910	49.760
1	16.888	18.179	16.975	52.042	7	14.985	17.963	16.949	49.897	15	15.084	18.018	17.054	50.156
2	15.434	18.126	16.910	50.470	8	15.059	18.000	16.885	49.944	N°114 CAMUS Mathieu				
3	15.348	18.171	16.898	50.417	9	15.043	18.085	16.858	49.986	1	16.911	18.600	17.041	52.552
4	15.199	18.062	16.906	50.167	10	15.203	18.040	17.027	50.270	2	15.194	18.125	17.002	50.321
5	15.164	18.047	16.892	50.103	11	15.027	17.963	16.887	49.877	3	15.173	18.081	16.962	50.216
6	15.245	18.110	17.654	51.009	12	15.062	18.071	17.000	50.133	4	15.141	18.095	16.947	50.183
7	15.176	18.051	16.877	50.104	13	15.015	18.065	16.914	49.994	5	15.140	18.057	16.907	50.104
8	15.126	18.072	17.642	50.840	N°107 BARTH Didier					6	15.048	18.135	17.060	50.243
9	15.121	17.974	16.970	50.065	1	17.018	18.877	17.473	53.368	7	14.956	18.095	16.982	50.033
10	15.068	18.035	16.984	50.087	2	15.190	18.295	17.178	50.663	8	15.124	17.934	18.628	51.686
11	15.041	17.962	16.956	49.959	3	15.321	18.246	17.226	50.793	9	15.488	18.154	16.896	50.538
12	15.033	17.970	16.914	49.917	4	15.101	18.109	17.172	50.382	10	15.021	18.106	16.938	50.065
13	15.009	18.122	16.985	50.116	5	15.206	18.208	17.308	50.722	11	15.093	18.492	16.940	50.525
14	15.032	18.083	16.951	50.066	6	15.170	18.110	17.327	50.607	12	15.011	17.991	17.006	50.008
15	15.066	18.080	17.069	50.215	7	15.111	18.109	17.238	50.458	13	15.061	18.021	17.144	50.226
N°103 TACHEAU Romain					8	15.102	18.083	17.272	50.457	14	14.897	18.030	16.960	49.887
1	17.021	18.946	17.334	53.301	9	15.147	18.187	17.252	50.586	15	15.031	18.277	17.136	50.444
2	15.402	18.276	17.029	50.707	10	15.179	18.144	17.333	50.656	N°117 MORIN Clément				
3	15.282	18.371	17.074	50.727	11	15.543	18.194	17.283	51.020	1	16.484	18.187	17.008	51.679
4	15.278	18.213	16.949	50.440	12	15.362	18.115	17.155	50.632	2	15.579	18.175	17.002	50.756
5	15.263	18.320	17.030	50.613	13	15.211	18.139	17.136	50.486	3	15.273	18.086	16.951	50.310

Rotax Max Master
Finale (F)
Analyse des tours

Pour information, sans valeur officielle

Tours	Secteur 1	Secteur 2	Secteur 3	Temps au tour	Tours	Secteur 1	Secteur 2	Secteur 3	Temps au tour	Tours	Secteur 1	Secteur 2	Secteur 3	Temps au tour
N°123 CAPITAINE Christophe					N°144 LANGLOIS Charly					N°154 HOUTIN Jonathan				
4	15.091	18.021	16.983	50.095	10	15.127	18.207	16.974	50.308	1	16.955	18.538	16.965	52.458
5	15.035	17.998	16.929	49.962	11	15.206	18.165	16.955	50.326	2	15.313	18.161	17.187	50.661
6	15.065	17.955	16.884	49.904	12	15.108	18.116	17.053	50.277	3	15.384	18.215	17.035	50.634
7	15.115	17.983	16.861	49.959	13	15.200	18.052	17.002	50.254	4	15.166	18.109	16.985	50.260
8	15.123	17.946	16.931	50.000	14	15.115	18.130	16.925	50.170	5	14.959	18.153	16.949	50.061
9	15.099	18.040	16.926	50.065	15	15.122	18.027	17.000	50.149	6	15.153	18.168	16.868	50.189
10	15.040	17.931	16.906	49.877	1	15.788	18.165	17.035	50.988	7	15.153	18.114	16.893	50.160
11	15.321	17.986	16.931	50.238	2	15.145	18.006	17.017	50.168	8	15.136	18.215	17.326	50.677
12	15.098	17.960	16.904	49.962	3	15.501	18.063	16.918	50.482	9	15.586	18.182	16.994	50.762
13	15.082	18.112	16.922	50.116	4	15.036	18.058	16.902	49.996	10	15.031	18.081	16.978	50.090
14	15.143	18.803	16.925	50.871	5	14.996	18.039	16.926	49.961	11	15.099	18.168	16.974	50.241
15	15.137	17.985	16.963	50.085	6	14.989	18.007	16.988	49.984	12	15.117	18.079	16.926	50.122
N°123 CAPITAINE Christophe					7	14.950	18.018	16.893	49.861	13	15.093	18.284	17.379	50.756
1	16.409	18.285	17.051	51.745	8	14.958	18.086	17.005	50.049	14	15.113	18.231	16.975	50.319
2	15.294	18.161	16.967	50.422	9	14.977	18.123	17.004	50.104	15	15.161	18.315	16.961	50.437
3	15.310	18.117	17.020	50.447	10	15.021	18.093	16.990	50.104	N°160 WEMAUX Jonathan				
4	15.158	18.032	16.966	50.156	11	15.050	18.050	16.988	50.088	1	15.982	18.107	16.977	51.066
5	15.027	18.081	16.999	50.107	12	15.039	18.108	17.019	50.166	2	15.259	17.984	16.870	50.113
6	15.221	18.119	17.023	50.363	13	15.050	18.107	17.003	50.160	3	15.188	17.960	17.016	50.164
7	15.142	18.128	17.025	50.295	14	14.998	18.109	16.956	50.063	4	15.008	18.002	16.900	49.910
8	15.061	18.144	18.548	51.753	15	15.100	18.078	17.030	50.208	5	14.982	17.910	16.885	49.777
9	15.808	18.449	16.948	51.205	N°147 BOURDON Florian					6	14.950	17.962	16.881	49.793
10	15.155	18.171	17.004	50.330	1	16.267	18.259	17.056	51.582	7	14.965	17.926	16.886	49.777
11	15.183	18.261	17.199	50.643	2	15.739	18.052	16.915	50.706	8	14.998	17.933	16.914	49.845
12	15.132	18.599	17.048	50.779	3	15.097	18.006	16.935	50.038	9	14.948	17.913	16.896	49.757
13	15.153	18.158	16.979	50.290	4	15.057	18.024	16.857	49.938	10	14.873	18.003	16.959	49.835
14	15.165	18.284	16.969	50.418	5	15.009	18.029	16.895	49.933	11	15.004	17.904	16.966	49.874
15	15.239	18.201	17.037	50.477	6	15.080	18.010	16.890	49.980	12	14.946	17.938	16.932	49.816
N°137 ROUSSEAU Jerome					7	15.039	18.039	16.929	50.007	13	14.982	17.985	16.968	49.935
1	17.031	18.790	17.076	52.897	8	15.105	18.039	16.891	50.035	14	14.975	17.961	16.988	49.924
2	15.261	18.475	17.142	50.878	9	15.031	18.053	16.907	49.991	15	14.957	18.074	16.918	49.949
3	15.157	18.154	17.064	50.375	10	15.213	18.146	17.215	50.574	N°161 MARC Anthony				
4	15.067	18.133	17.003	50.203	11	15.131	18.054	16.865	50.050	1				52.104
5	15.116	18.269	16.984	50.369	12	15.079	18.023	16.891	49.993	2				50.504
6	15.101	18.239	17.015	50.355	13	15.099	18.161	16.900	50.160	3				50.527
7	15.222	18.241	17.046	50.509	14	15.104	18.237	16.966	50.307	4				50.458
8	15.275	18.179	16.928	50.382	15	15.109	18.148	17.016	50.273	5				50.460
9	15.169	18.442	16.970	50.581										



Rotax Max Master

**Finale (F)
Analyse des tours**

Pour information, sans valeur officielle

Tours	Secteur 1	Secteur 2	Secteur 3	Temps au tour
6				50.683
7				50.199
8				50.692
9				50.292
10				50.352
11				51.457
12				50.507
13				50.458
14				50.528
15				50.333

N°188 VIANO Antoine

	Secteur 1	Secteur 2	Secteur 3	Temps au tour
1	17.031	18.338	17.061	52.430
2	15.253	18.107	17.039	50.399
3	15.162	18.226	17.070	50.458
4	14.987	18.095	17.072	50.154
5	14.983	18.100	16.958	50.041
6	15.130	18.047	17.404	50.581
7	15.115	18.037	16.929	50.081
8	15.095	18.069	17.925	51.089
9	15.461	17.940	17.019	50.420
10	15.002	17.984	17.049	50.035
11	15.077	17.893	16.961	49.931
12	15.035	17.913	16.959	49.907
13	15.044	18.046	17.040	50.130
14	14.947	18.084	17.046	50.077
15	15.025	18.008	17.012	50.045

Rotax Max Master

Finale (F)
Grille de départ

Document 18

Sous réserve du contrôle technique ou d'incidents d'ordre sportif

103	TACHEAU Romain SODI / ROTAX / BRIDGESTONE		8	107	BARTH Didier KOSMIC / ROTAX / BRIDGESTONE	
137	ROUSSEAU Jerome KOSMIC / ROTAX / BRIDGESTONE		7	161	MARC Anthony KOSMIC / ROTAX / BRIDGESTONE	
114	CAMUS Mathieu KOSMIC / ROTAX / BRIDGESTONE		6	101	DELAVIER Eric TONY KART / ROTAX / BRIDGESTONE	
154	HOUTIN Jonathan TONY KART / ROTAX / BRIDGESTONE		5	123	CAPITAINE Christophe TONY KART / ROTAX / BRIDGESTONE	
102	NERAMBOURG Max TONY KART / ROTAX / BRIDGESTONE		4	188	VIANO Antoine KOSMIC / ROTAX / BRIDGESTONE	
105	LOTTIN Mickaël SODI / ROTAX / BRIDGESTONE		3	117	MORIN Clément TONY KART / ROTAX / BRIDGESTONE	
144	LANGLOIS Charly SODI / ROTAX / BRIDGESTONE		2	160	WEMAUX Jonathan SODI / ROTAX / BRIDGESTONE	
111	ANTIER Antoine KOSMIC / ROTAX / BRIDGESTONE		1	147	BOURDON Florian EXPRIT / ROTAX / BRIDGESTONE	

POLE POSITION



Départ : 15/09 - 16:08 15 Tours = 18.510 km

NSK3 Laval 2019 (FRA) 13-15/09/2019

3MK Events

Page 1 / 1

Apex Timing 