

EFK

Essais Libres Officiels 2 Groupe 2

Document 5

Résultats

Sous réserve du contrôle technique ou d'incidents d'ordre sportif

Clt	N°	Pilote	Nation Team	EFK	Equipement	Secteur 1	Secteur 2	Secteur 3	Temps	Ecart	Tours
1	34	RITALY LAMIDE Liam		AS MANTAISE		20.449	21.351	23.480	1:05.280		9
2	35	VILLENEUVE Arthur		AS MANTAISE		20.914	21.535	23.477	1:05.926	0.646	8
3	31	ROYANT BONGRAND Lean		AS MANTAISE		20.673	21.816	23.810	1:06.299	1.019	9
4	38	LEGER Gabin		ROSNY 93		20.923	21.595	23.869	1:06.387	1.107	8
5	20	PREDONZAN Arthur		SOLOKART		20.836	21.724	23.858	1:06.418	1.138	9
6	37	DANGU Thomas		ROSNY 93		20.804	21.809	24.174	1:06.787	1.507	8
7	47	HAMEL Theo		LA HAGUE		20.934	21.891	23.986	1:06.811	1.531	9
8	7	BERGER Théo		VILLARS		21.455	21.782	23.924	1:07.161	1.881	9
9	50	TALLARD Engel		MURET		21.010	21.981	24.268	1:07.259	1.979	9
10	51	ASSAL Ilian		MURET		20.875			1:07.289	2.009	9
11	19	BUCCIACCHIO Elsa		SOLOKART		21.174	22.120	24.193	1:07.487	2.207	9
12	27	LAUNAY Tao		ACO		21.348	21.848	24.451	1:07.647	2.367	9
13	3	BOUCHER Victor		MECAMAX		21.297	22.156	24.365	1:07.818	2.538	9
14	11	CHARRIN Pierre		VILLARS		21.559			1:08.684	3.404	9
15	10	RAZBINSKI Soan		VILLARS		21.837	22.484	24.389	1:08.710	3.430	9
16	54	REDOUTE Lucas		BELMONT		21.433	22.592	24.888	1:08.913	3.633	8
17	59	MALET Naël		AIGUES-VIVES		21.686	22.853	24.558	1:09.097	3.817	8
18	55	FLAUSAC Malone		BELMONT		21.865			1:09.290	4.010	8
19	26	HARASSE-MACE Aurele		ACO		21.509	22.590	25.206	1:09.305	4.025	8
20	30	JIN Leon		AS MANTAISE		21.562	22.622	25.407	1:09.591	4.311	9
21	46	FRITSCH Karrel		CHARLES GERMAIN		21.799	22.981	24.823	1:09.603	4.323	8
22	15	BLOUIN Ezio		SOLOKART		22.437	22.739	24.691	1:09.867	4.587	8
23	22	ROCHER Alois		LAVAL		22.017	23.226	25.792	1:11.035	5.755	9
24	6	TOINET Armand		VILLARS		22.341	23.233	25.652	1:11.226	5.946	8
25	23	LE COULS Gaspard		LAVAL		22.922	23.206	25.307	1:11.435	6.155	8
26	41	SANTOT Raphael		ANNEVILLE		22.559	23.315	25.821	1:11.695	6.415	8
27	42	LEMAITRE Vadim		ANNEVILLE		22.367	24.093	25.419	1:11.879	6.599	8
28	58	GOTTI RESH Timéo		AIGUES-VIVES		23.399	23.226	25.952	1:12.577	7.297	8
29	16	JOLY Wyllan		SOLOKART		23.793	24.573	27.239	1:15.605	10.325	8

Départ : 26/08 - 16:24:58 / Arrivée : 16:34:59 / Fin : 16:36:08

Meilleur tour : N°34 RITALY LAMIDE Liam 1:05.280 66.07 km/h

Météo : Légèrement nuageux Air : 21°C Piste : Sèche

Angerville (FRA) 25-27/08/2023

Page 1 / 1

Apex Timing

Apex Timing GoRacing 



EFK

Essais Libres Officiels 2 Groupe 2

Best Sectors Analysis


Pour information, sans valeur officielle

S1			S2			S3			Ideal Lap Times						
Cl	N°	Temps	Cl	N°	Temps	Cl	N°	Temps	Cl	N°	Pilote	Nation	Ideal Lap	Best Lap	Diff.
1	34	20.449	1	34	21.351	1	34	23.409	1	34	RITALY LAMIDE Liam		1:05.209	1:05.280	0.071
2	31	20.673	2	35	21.535	2	35	23.477	2	35	VILLENEUVE Arthur		1:05.813	1:05.926	0.113
3	51	20.776	3	38	21.586	3	31	23.702	3	31	ROYANT BONGRAND Leandre		1:06.027	1:06.299	0.272
4	35	20.801	4	31	21.652	4	38	23.823	4	38	LEGER Gabin		1:06.273	1:06.387	0.114
5	37	20.804	5	20	21.724	5	20	23.858	5	20	PREDONZAN Arthur		1:06.418	1:06.418	
6	20	20.836	6	7	21.775	6	7	23.924	6	47	HAMEL Theo		1:06.734	1:06.811	0.077
7	38	20.864	7	37	21.809	7	47	23.986	7	37	DANGU Thomas		1:06.787	1:06.787	
8	47	20.934	8	47	21.814	8	51	24.024	8	7	BERGER Théo		1:06.884	1:07.161	0.277
9	50	21.010	9	27	21.848	9	50	24.170	9	51	ASSAL Ilian		1:07.060	1:07.289	0.229
10	19	21.174	10	19	21.947	10	37	24.174	10	50	TALLARD Engel		1:07.161	1:07.259	0.098
11	7	21.185	11	50	21.981	11	19	24.193	11	19	BUCCIACCHIO Elsa		1:07.314	1:07.487	0.173
12	54	21.242	12	11	22.064	12	11	24.234	12	27	LAUNAY Tao		1:07.555	1:07.647	0.092
13	3	21.257	13	10	22.151	13	3	24.365	13	3	BOUCHER Victor		1:07.778	1:07.818	0.040
14	27	21.340	14	3	22.156	14	27	24.367	14	11	CHARRIN Pierre		1:07.857	1:08.684	0.827
15	26	21.472	15	51	22.260	15	10	24.389	15	10	RAZBINSKI Soan		1:08.149	1:08.710	0.561
16	11	21.559	16	26	22.590	16	55	24.449	16	54	REDOUTE Lucas		1:08.722	1:08.913	0.191
17	30	21.562	17	54	22.592	17	59	24.558	17	26	HARASSE-MACE Aurele		1:08.760	1:09.305	0.545
18	10	21.609	18	30	22.622	18	15	24.691	18	30	JIN Leon		1:08.925	1:09.591	0.666
19	59	21.648	19	15	22.704	19	26	24.698	19	59	MALET Naël		1:08.940	1:09.097	0.157
20	46	21.746	20	59	22.734	20	30	24.741	20	15	BLOUIN Ezio		1:09.199	1:09.867	0.668
21	15	21.804	21	46	22.749	21	46	24.823	21	55	FLAUSAC Malone		1:09.227	1:09.290	0.063
22	55	21.846	22	55	22.932	22	54	24.888	22	46	FRITSCH Karrel		1:09.318	1:09.603	0.285
23	22	22.017	23	22	23.102	23	23	25.307	23	6	TOINET Armand		1:10.632	1:11.226	0.594
24	6	22.167	24	6	23.147	24	6	25.318	24	22	ROCHER Alois		1:10.911	1:11.035	0.124
25	42	22.367	25	23	23.206	25	42	25.419	25	23	LE COULS Gaspard		1:11.361	1:11.435	0.074
26	58	22.542	26	58	23.226	26	41	25.736	26	42	LEMAITRE Vadim		1:11.437	1:11.879	0.442
27	41	22.559	27	41	23.289	27	22	25.792	27	41	SANTOT Raphael		1:11.584	1:11.695	0.111
28	23	22.848	28	42	23.651	28	58	25.952	28	58	GOTTI RESH Timéo		1:11.720	1:12.577	0.857
29	16	23.488	29	16	24.573	29	16	26.979	29	16	JOLY Wyllan		1:15.040	1:15.605	0.565

Angerville (FRA) 25-27/08/2023

Page 1 / 1

Apex Timing

Apex Timing GoRacing 



EFK

Essais Libres Officiels 2 Groupe 2

Analyse des tours


Pour information, sans valeur officielle

Tours	Secteur 1	Secteur 2	Secteur 3	emps au tour	Tours	Secteur 1	Secteur 2	Secteur 3	emps au tour	Tours	Secteur 1	Secteur 2	Secteur 3	emps au tour
N°3 BOUCHER Victor					N°11 CHARRIN Pierre					N°20 PREDONZAN Arthur				
1	22.875	22.508	24.905	1:10.288	1	23.621	23.673	24.953	1:12.247	1	23.520	22.724	25.047	1:11.291
2	21.605	22.334	24.772	1:08.711	2	22.397	22.236	24.234	1:08.867	2	21.812	22.158	24.506	1:08.476
3	21.257	22.337	24.498	1:08.092	3	21.703	27.106	26.467	1:15.276	3	21.567	21.989	24.418	1:07.974
4	21.297	22.156	24.365	1:07.818	4	22.078	22.642	24.781	1:09.501	4	20.836	21.724	23.858	1:06.418
5	21.303	22.325	24.467	1:08.095	5	21.840	22.064	24.943	1:08.847	5	21.596	22.292	24.509	1:08.397
6	21.285			1:07.899	6	21.559			1:08.684	6	29.969			1:17.425
7	21.271	22.164	25.463	1:08.898	7	21.786	22.513	24.782	1:09.081	7	21.550	22.372	24.171	1:08.093
8	21.429	22.203	24.625	1:08.257	8	21.606	22.479	24.751	1:08.836	8	21.216	22.459	24.515	1:08.190
9	22.087	22.940	25.220	1:10.247	9	21.774	22.535	24.616	1:08.925	9	21.637	22.448	24.138	1:08.223
N°6 TOINET Armand					N°15 BLOUIN Ezio					N°22 ROCHER Alois				
1	24.685	23.429	25.318	1:13.432	1	24.412	24.673	26.155	1:15.240	1	23.611	23.613	26.516	1:13.740
2	23.697	24.047	26.687	1:14.431	2	23.230	24.208	25.291	1:12.729	2	23.051	23.598	26.530	1:13.179
3	24.678	24.728	27.332	1:16.738	3	22.170	22.704	25.228	1:10.102	3	22.502	23.728	26.042	1:12.272
4	24.577	24.555	26.788	1:15.920	4	22.437	22.739	24.691	1:09.867	4	22.017	23.226	25.792	1:11.035
5	24.161			1:17.142	5	22.012	22.855	26.656	1:11.523	5	22.073	23.102	26.084	1:11.259
6	22.838			1:12.092	6	21.804			1:12.242	6	22.354			1:12.985
7	22.167	23.147	26.297	1:11.611	7	23.389	23.138	26.013	1:12.540	7	22.433	23.280	25.983	1:11.696
8	22.341	23.233	25.652	1:11.226	8	22.052	23.094	25.820	1:10.966	8	22.308	23.409	25.828	1:11.545
N°7 BERGER Théo					N°16 JOLY Wyllan					9	22.468	26.919	27.590	1:16.977
1	22.923	22.692	25.028	1:10.643	1	25.663	26.752	27.710	1:20.125	N°23 LE COULS Gaspard				
2	21.824	22.270	24.403	1:08.497	2	23.805	24.866	27.635	1:16.306	1	26.254	23.828	26.717	1:16.799
3	21.499	22.201	24.438	1:08.138	3	24.083	25.040	26.979	1:16.102	2	22.848	23.296	26.008	1:12.152
4	21.455	21.782	23.924	1:07.161	4	24.093	24.689	27.069	1:15.851	3	22.922	23.206	25.307	1:11.435
5	21.185	22.051	24.104	1:07.340	5	23.793	24.573	27.239	1:15.605	4	23.516	24.243	37.982	1:25.741
6	21.237			1:07.588	6	24.977			1:20.655	5	23.557			1:22.245
7	21.399	22.216	25.708	1:09.323	7	23.940	24.719	27.523	1:16.182	6	23.103	23.878	25.878	1:12.859
8	21.622	21.775	24.416	1:07.813	8	23.488	25.981	27.713	1:17.182	7	23.105	23.603	25.714	1:12.422
9	21.561	23.564	24.826	1:09.951	N°19 BUCCIACCHIO Elsa					8	30.933	23.747	25.423	1:20.103
N°10 RAZBINSKI Soan					1	23.308	22.721	25.113	1:11.142	N°26 HARASSE-MACE Aurele				
1	25.695	24.925	24.472	1:15.092	2	21.805	22.181	24.573	1:08.559	1	23.811	25.042	26.724	1:15.577
2	22.115	22.531	25.725	1:10.371	3	21.552	21.947	24.873	1:08.372	2	22.630	23.694	25.379	1:11.703
3	21.792	22.350	24.705	1:08.847	4	21.345	22.323	24.497	1:08.165	3	22.150	22.765	25.143	1:10.058
4	22.224	22.493	24.788	1:09.505	5	21.174	22.120	24.193	1:07.487	4	22.425	22.978	24.698	1:10.101
5	21.903	22.151	24.730	1:08.784	6	22.430			1:08.950	5	21.852	22.856	1:03.376	1:48.084
6	21.701			1:08.946	7	21.312	22.209	24.377	1:07.898	6	22.347	22.837	25.566	1:10.750
7	21.609	22.519	24.822	1:08.950	8	21.621	22.288	24.251	1:08.160	7	21.472	23.357	25.264	1:10.093
8	21.631	22.509	24.603	1:08.743	9	21.204	23.076	24.649	1:08.929	8	21.509	22.590	25.206	1:09.305
9	21.837	22.484	24.389	1:08.710										

Angerville (FRA) 25-27/08/2023

Page 1 / 3

Apex Timing

Apex Timing GoRacing 



EFK

Essais Libres Officiels 2 Groupe 2

Analyse des tours


Pour information, sans valeur officielle

Tours	Secteur 1	Secteur 2	Secteur 3	emps au tour	Tours	Secteur 1	Secteur 2	Secteur 3	emps au tour	Tours	Secteur 1	Secteur 2	Secteur 3	emps au tour
N°27 LAUNAY Tao					9	20.679	22.086	24.655	1:07.420	2	24.142	24.780	27.266	1:16.188
1	23.662	25.129	26.313	1:15.104	N°35 VILLENEUVE Arthur					3	24.186	24.862	26.971	1:16.019
2	22.453	22.879	24.746	1:10.078	1	23.121	22.928	23.889	1:09.938	4	24.698	24.192	27.064	1:15.954
3	21.518	22.562	25.568	1:09.648	2	20.949	21.856	23.609	1:06.414	5	24.390			1:17.038
4	22.214	22.531	24.606	1:09.351	3	20.983	21.599	23.632	1:06.214	6	23.092			1:14.250
5	21.448	22.290	25.012	1:08.750	4	20.805	21.860	23.997	1:06.662	7	22.724	23.651	25.626	1:12.001
6	21.543			1:08.518	5	22.488			1:12.292	8	22.367	24.093	25.419	1:11.879
7	21.348	21.848	24.451	1:07.647	6	22.389			1:08.026	N°46 FRITSCH Karrel				
8	21.340	21.977	24.367	1:07.684	7	20.801	21.698	23.621	1:06.120	1	24.711	23.518	25.436	1:13.665
9	21.450	22.813	25.389	1:09.652	8	20.914	21.535	23.477	1:05.926	2	23.819	25.017	26.519	1:15.355
N°30 JIN Leon					N°37 DANGU Thomas					3	24.536	24.960	26.844	1:16.340
1	25.422	26.347	26.547	1:18.316	1	24.012	32.503	33.854	1:30.369	4	23.704	30.699	34.128	1:28.531
2	22.600	23.215	24.741	1:10.556	2	21.391	22.411	32.124	1:15.926	5	23.374			1:19.858
3	21.562	22.622	25.407	1:09.591	3	20.804	21.809	24.174	1:06.787	6	22.085	22.749	26.425	1:11.259
4	22.336	23.028	25.546	1:10.910	4	27.694	34.122	24.756	1:26.572	7	21.799	22.981	24.823	1:09.603
5	22.280	22.931	26.827	1:12.038	5	21.133			1:55.815	8	21.746	23.450	24.824	1:10.020
6	21.840			1:12.181	6	21.774	22.407	26.804	1:10.985	N°47 HAMEL Theo				
7	22.960	22.882	26.092	1:11.934	7	20.940	22.111	24.378	1:07.429	1	23.143	23.074	26.326	1:12.543
8	22.718	23.618	25.267	1:11.603	8	20.974	23.777	25.445	1:10.196	2	21.622	22.753	24.716	1:09.091
9	22.466	23.149	25.860	1:11.475	N°38 LEGER Gabin					3	21.193	22.203	24.240	1:07.636
N°31 ROYANT BONGRAND Leandre					1	22.508	22.171	23.823	1:08.502	4	21.041	22.371	24.077	1:07.489
1	22.596	22.262	24.153	1:09.011	2	20.864	21.957	23.832	1:06.653	5	20.934	21.891	23.986	1:06.811
2	20.953	21.951	23.952	1:06.856	3	21.382	21.586	25.907	1:08.875	6	21.050			1:08.322
3	20.967	21.777	23.702	1:06.446	4	24.674	23.827	26.883	1:15.384	7	21.002	22.421	24.297	1:07.720
4	20.673	21.816	23.810	1:06.299	5	24.829			1:17.281	8	21.360	22.289	25.209	1:08.858
5	20.837	21.669	24.004	1:06.510	6	23.247			1:11.379	9	21.214	21.814	25.519	1:08.547
6	20.871			1:08.018	7	21.566	21.597	23.875	1:07.038	N°50 TALLARD Engel				
7	20.725	22.067	23.932	1:06.724	8	20.923	21.595	23.869	1:06.387	1	23.873	22.592	25.096	1:11.561
8	20.824	21.652	23.896	1:06.372	N°41 SANTOT Raphael					2	22.332	22.297	24.268	1:08.897
9	21.458	23.294	25.640	1:10.392	1	24.268	25.046	27.689	1:17.003	3	21.410	22.301	24.441	1:08.152
N°34 RITALY LAMIDE Liam					2	23.862	24.964	27.367	1:16.193	4	21.040	22.120	24.170	1:07.330
1	23.648	23.304	24.158	1:11.110	3	24.133	25.045	26.910	1:16.088	5	21.010	21.981	24.268	1:07.259
2	22.308	22.165	24.119	1:08.592	4	24.301	24.600	26.944	1:15.845	6	21.103			1:07.486
3	20.851	21.809	23.409	1:06.069	5	24.105	24.398	27.469	1:15.972	7	21.121	22.182	24.498	1:07.801
4	20.611	21.589	24.081	1:06.281	6	23.263			1:12.634	8	21.550	22.352	24.288	1:08.190
5	20.781			1:08.026	7	23.292	23.289	25.736	1:12.317	9	21.048	23.107	24.730	1:08.885
6	21.448			1:06.336	8	22.559	23.315	25.821	1:11.695	N°51 ASSAL Ilian				
7	20.684	21.664	23.673	1:06.021	N°42 LEMAIRE Vadim					1	23.724	23.526	25.217	1:12.467
8	20.449	21.351	23.480	1:05.280	1	24.582	25.037	27.090	1:16.709	2	22.182	22.400	24.685	1:09.267

Angerville (FRA) 25-27/08/2023

Page 2 / 3

Apex Timing

Apex Timing GoRacing 



EFK

Essais Libres Officiels 2 Groupe 2

Analyse des tours

Pour information, sans valeur officielle

Tours	Secteur 1	Secteur 2	Secteur 3	emps au tour	Tours	Secteur 1	Secteur 2	Secteur 3	emps au tour
3	21.368	22.260	24.485	1:08.113	5	21.648	22.734	33.368	1:17.750
4	21.009	22.350	24.024	1:07.383	6	22.244			1:10.442
5	21.122	22.498	24.214	1:07.834	7	22.792	23.061	25.716	1:11.569
6	20.875			1:07.289	8	22.326	23.440	25.486	1:11.252
7	20.776	22.275	24.256	1:07.307					
8	22.749	22.877	24.649	1:10.275					
9	20.904	22.398	24.659	1:07.961					

N°54 REDOUTE Lucas

1	23.665	23.600	26.888	1:14.153
2	23.601	24.920	25.991	1:14.512
3	21.426	22.694	25.533	1:09.653
4	21.441	22.711	25.050	1:09.202
5	21.242	23.021	25.400	1:09.663
6	21.284			1:09.553
7	22.740	23.110	32.149	1:17.999
8	21.433	22.592	24.888	1:08.913

N°55 FLAUSAC Malone

1	23.852	25.194	26.384	1:15.430
2	22.878	23.473	25.315	1:11.666
3	22.163	23.039	24.864	1:10.066
4	22.605	23.133	24.449	1:10.187
5	21.846	22.932	30.816	1:15.594
6	21.865			1:09.290
7	21.988	22.952	25.997	1:10.937
8	22.273	23.101	25.524	1:10.898

N°58 GOTTI RESH Timéo

1	25.557	24.378	26.915	1:16.850
2	23.808	24.657	27.974	1:16.439
3	24.724	24.511	27.164	1:16.399
4	24.604	24.753	26.942	1:16.299
5	24.099			1:16.904
6	22.542			1:27.694
7	26.147	23.738	26.660	1:16.545
8	23.399	23.226	25.952	1:12.577

N°59 MALET Naël

1	25.093	23.606	25.042	1:13.741
2	21.861	23.552	26.410	1:11.823
3	22.668	23.059	24.892	1:10.619
4	21.686	22.853	24.558	1:09.097

Angerville (FRA) 25-27/08/2023

Page 3 / 3

Apex Timing

Apex Timing GoRacing 