

### KA 100

### Manche Qualificative 1 (MQ1)

### Document 10 OFFICIEL

### Résultats

Sous réserve du contrôle technique ou d'incidents d'ordre sportif

Clt	N°	Pilote	Nation	Tours	Ecart	Interv.	Meilleur tou
1 ▲ <sup>2</sup>	644	VINOT Malone		9			59.389
2 ▼ <sup>1</sup>	642	CARROT Ewan		9	0.325	0.325	59.210
3 ▲ <sup>3</sup>	624	JEANNEY Ghiless-Lucas		9	0.394	0.069	59.133
4 ▼ <sup>2</sup>	616	GLEIZES Paul		9	0.920	0.526	59.061
5 ▲ <sup>2</sup>	619	DUBEDAT Thomas		9	1.069	0.149	59.052
6 ▲ <sup>5</sup>	634	BARTHELEMY Clément		9	7.371	6.302	59.989
7 ▲ <sup>2</sup>	654	CASTROVILLARI Vincent		9	7.964	0.593	1:00.020
8 ▲ <sup>2</sup>	641	MICHEL Louka		9	11.853	3.889	1:00.735
9 ▼ <sup>1</sup>	647	PIERARD Enzo		9	11.937	0.084	1:00.594
10 ▲ <sup>2</sup>	604	REBBERT-DOMINGUES Vincent		9	12.156	0.219	1:00.709
11 ▲ <sup>2</sup>	618	RIQUIER Raphaël		9	12.646	0.490	1:00.520
12 ▼ <sup>8</sup>	610	CHASTANET Julien		9	15.141	2.495	1:00.265
13 ▲ <sup>2</sup>	605	AUBOURG Guillaume		9	15.247	0.106	1:00.616
14 ▲ <sup>5</sup>	602	JEANNE Louis		9	16.325	1.078	1:00.787
15 ▼ <sup>1</sup>	611	GLOAGUEN Manon		9	16.501	0.176	1:00.888
16 =	615	DECARIS Alyssa		9	16.908	0.407	59.976
17 ▼ <sup>12</sup>	635	GORGUES Maxime		9	17.328	0.420	59.969
18 ▲ <sup>2</sup>	629	PINARD Jules		9	28.827	11.499	1:00.914
19 ▼ <sup>2</sup>	686	URBANI Lucas		9	30.293	1.466	1:02.357
20 ▲ <sup>1</sup>	607	MARTINEZ Julien		9	30.642	0.349	1:01.644
21 ▼ <sup>3</sup>	625	CARROT Yoann		9	50.295	19.653	1:03.035

Tête de course : N°644 VINOT Malone (1-9)

Départ : 06/05 - 14:28:14

Meilleur tour : N°619 DUBEDAT Thomas 59.052 89.92 km/h

Météo : Légèrement nuageux Air : 25°C Piste : Sèche

Ancien record de l'épreuve : N°642 CARROT Ewan 59.878 88.68 km/h

N°635 02:04  
Tour 1

Chronométrateur ..... Président du Collège .....

IAME SERIES VARENNES 05-07/05/2023

Page 1 / 1

Patricia FARGUES

Apex Timing GoRacing

[www.iameseriesfrance.com](http://www.iameseriesfrance.com)



### KA 100

### Manche Qualificative 1 (MQ1)

Pour information, sans valeur officielle

### Tableau des tours

	1	2	3	4	5	6	7	8	9	10	11	12	13	14	15	16	17	18	19	20	21
Grille	642	616	644	610	635	624	619	647	654	641	634	604	618	611	605	615	686	625	602	629	607
Départ	642	616	644	610	635	624	619	647	641	654	604	634	618	611	605	615	686	602	625	629	607
Tour 1 Intervalle	644	642 0.0	635 1.1	624 0.1	616 0.2	619 0.2	634 0.5	641 0.2	654 0.1	604 0.8	647 0.1	618 0.3	611 0.2	602 0.3	605 0.5	607 1.3	615 0.0	686 0.5	610 0.5	629 6.4	625 5.7
Tour 2	644	642 0.1	624 1.4	616 0.2	619 0.6	634 0.3	635 0.4	641 0.1	654 0.0	604 0.7	647 0.1	618 0.1	611 0.4	602 0.3	605 0.2	610 2.8	615 0.4	686 0.7	607 0.2	629 6.1	625 8.1
Tour 3	644	642 0.0	624 1.5	616 0.0	619 0.1	634 1.2	635 1.0	641 0.0	604 0.3	654 0.2	647 0.2	618 0.4	611 0.5	602 0.2	605 0.1	610 2.9	615 1.4	686 1.6	607 0.9	629 4.3	625 9.9
Tour 4	644	642 0.5	624 0.8	616 0.3	619 0.2	634 1.6	641 1.3	654 0.1	604 0.2	647 0.3	618 0.2	611 1.1	602 0.1	605 0.3	635 2.3	610 0.0	615 2.4	686 2.7	607 2.1	629 2.1	625 12.2
Tour 5	644	642 0.7	624 0.6	616 0.2	619 0.3	634 2.7	654 0.8	641 0.5	604 0.1	647 0.1	618 0.1	611 1.5	602 0.0	605 0.1	610 2.5	635 0.6	615 1.9	686 4.4	607 1.9	629 1.1	625 14.3
Tour 6	644	642 0.9	624 0.4	616 0.1	619 0.4	634 3.5	654 0.7	641 1.4	647 0.1	604 0.3	618 0.2	611 1.3	602 0.0	605 0.2	610 2.0	635 2.3	615 0.2	686 6.3	607 1.2	629 0.4	625 16.8
Tour 7	644	642 0.9	624 0.0	616 0.4	619 0.2	634 4.3	654 0.8	641 2.1	647 0.1	604 0.1	618 0.1	602 1.7	611 0.2	605 0.1	610 1.0	635 2.9	615 0.0	686 8.1	629 1.3	607 0.2	625 17.5
Tour 8	644	642 0.8	624 0.1	616 0.2	619 0.4	634 5.3	654 0.5	641 2.9	604 0.2	647 0.1	618 0.2	605 2.7	610 0.1	602 0.0	611 0.3	615 2.2	635 0.4	686 9.9	629 0.0	607 0.8	625 18.8
Tour 9	644	642 0.3	624 0.0	616 0.5	619 0.1	634 6.3	654 0.5	641 3.8	647 0.0	604 0.2	618 0.4	610 2.4	605 0.1	602 1.0	611 0.1	615 0.4	635 0.4	629 11.4	686 1.4	607 0.3	625 19.6

### KA 100

### Manche Qualificative 1 (MQ1)

### Analyse des tours

Pour information, sans valeur officielle

Tours	Secteur 1	Secteur 2	Secteur 3	Temps au tour	Tours	Secteur 1	Secteur 2	Secteur 3	Temps au tour	Tours	Secteur 1	Secteur 2	Secteur 3	Temps au tour
<b>N°602 JEANNE Louis</b>					8	<b>16.541</b>	23.687	20.457	1:00.685	6	<b>16.317</b>	<b>23.356</b>	<b>19.704</b>	<b>59.377</b>
1	19.291	26.003	20.648	1:05.942	9	16.839	23.711	20.242	1:00.792	7	<b>16.315</b>	23.475	<b>19.640</b>	59.430
2	16.942	24.342	20.388	1:01.672	<b>N°611 GLOAGUEN Manon</b>					8	<b>16.280</b>	<b>23.172</b>	19.810	<b>59.262</b>
3	16.887	24.114	20.296	1:01.297	1	19.922	25.459	20.691	1:06.072	9	<b>16.270</b>	23.223	<b>19.559</b>	<b>59.052</b>
4	16.989	24.021	20.086	1:01.096	2	17.014	24.179	20.487	1:01.680	<b>N°624 JEANNEY Ghiless-Lucas</b>				
5	<b>16.667</b>	24.040	<b>20.080</b>	<b>1:00.787</b>	3	16.858	24.112	20.361	1:01.331	1	18.966	24.526	20.241	1:03.733
6	16.734	23.999	20.165	1:00.898	4	16.943	24.099	20.133	1:01.175	2	16.924	23.844	20.319	1:01.087
7	17.121	<b>23.870</b>	20.091	1:01.082	5	16.736	<b>23.995</b>	20.194	<b>1:00.925</b>	3	16.746	<b>23.693</b>	<b>20.034</b>	<b>1:00.473</b>
8	16.756	25.104	20.253	1:02.113	6	16.953	<b>23.756</b>	20.179	<b>1:00.888</b>	4	16.498	23.482	19.804	59.784
9	17.315	24.184	20.464	1:01.963	7	16.958	24.304	<b>20.124</b>	1:01.386	5	16.515	23.511	19.766	59.792
<b>N°604 REBBERT-DOMINGUES Vincent</b>					8	<b>16.614</b>	24.522	21.085	1:02.221	6	16.366	23.351	19.686	59.403
1	19.776	25.301	20.653	1:05.730	9	16.764	24.324	20.702	1:01.790	7	16.308	23.328	<b>19.579</b>	<b>59.215</b>
2	17.005	24.202	20.317	1:01.524	<b>N°615 DECARIS Alyssa</b>					8	16.423	23.271	19.595	59.289
3	16.672	23.957	20.080	1:00.709	1	20.830	26.063	21.212	1:08.105	9	<b>16.296</b>	<b>23.180</b>	19.657	<b>59.133</b>
4	<b>16.491</b>	24.119	20.205	1:00.815	2	17.691	24.615	21.007	1:03.313	<b>N°625 CARROT Yoann</b>				
5	16.928	<b>23.672</b>	20.180	1:00.780	3	16.940	24.495	20.921	1:02.356	1	19.802	34.819	26.346	1:20.967
6	16.656	24.231	20.325	1:01.212	4	16.738	24.326	20.636	1:01.700	2	18.250	25.597	21.562	1:05.409
7	16.603	23.921	20.281	1:00.805	5	16.801	23.916	20.168	1:00.885	3	17.551	24.931	21.432	1:03.914
8	16.918	23.782	20.132	1:00.832	6	16.589	23.856	<b>19.968</b>	1:00.413	4	17.691	24.764	21.556	1:04.011
9	16.939	24.035	<b>20.045</b>	1:01.019	7	16.883	23.867	19.970	1:00.720	5	17.581	24.858	21.048	1:03.487
<b>N°605 AUBOURG Guillaume</b>					8	<b>16.455</b>	23.745	20.042	1:00.242	6	17.562	24.733	21.185	1:03.480
1	20.004	26.161	20.597	1:06.762	9	16.580	<b>23.381</b>	20.015	<b>59.976</b>	7	17.399	24.709	21.051	1:03.159
2	16.860	24.168	20.400	1:01.428	<b>N°616 GLEIZES Paul</b>					8	<b>17.324</b>	<b>24.699</b>	<b>21.012</b>	<b>1:03.035</b>
3	16.934	24.039	20.185	1:01.158	1	18.541	24.777	20.800	1:04.118	9	17.338	24.941	<b>20.926</b>	1:03.205
4	17.204	23.965	20.142	1:01.311	2	16.954	24.030	20.183	1:01.167	<b>N°629 PINARD Jules</b>				
5	16.653	23.929	<b>20.034</b>	<b>1:00.616</b>	3	16.626	23.662	19.974	1:00.262	1	19.923	32.789	22.377	1:15.089
6	16.932	<b>23.729</b>	20.266	1:00.927	4	16.646	23.536	19.867	1:00.049	2	17.421	24.837	20.760	1:03.018
7	17.101	24.093	20.045	1:01.239	5	16.341	23.584	19.771	59.696	3	17.090	24.423	20.612	1:02.125
8	16.697	24.399	20.471	1:01.567	6	<b>16.278</b>	23.406	<b>19.619</b>	59.303	4	16.971	24.255	20.538	1:01.764
9	<b>16.601</b>	24.028	20.437	1:01.066	7	16.360	23.455	19.748	59.563	5	17.024	24.177	20.201	1:01.402
<b>N°607 MARTINEZ Julien</b>					8	16.293	<b>23.132</b>	19.636	<b>59.061</b>	6	<b>16.798</b>	24.166	<b>19.950</b>	<b>1:00.914</b>
1	19.300	26.239	21.992	1:07.531	9	16.367	23.353	19.677	59.397	7	16.866	24.869	20.415	1:02.150
2	17.559	25.132	21.725	1:04.416	<b>N°618 RIQUIER Raphaël</b>					8	16.991	<b>23.926</b>	20.294	1:01.211
3	17.645	24.879	21.352	1:03.876	1	19.667	25.467	20.792	1:05.926	9	17.029	24.102	20.307	1:01.438
4	17.359	25.224	21.415	1:03.998	2	16.990	24.064	20.367	1:01.421	<b>N°634 BARTHELEMY Clément</b>				
5	17.411	24.470	20.544	1:02.425	3	16.830	24.186	20.258	1:01.274	1	18.939	24.866	20.690	1:04.495
6	<b>16.950</b>	24.323	<b>20.371</b>	<b>1:01.644</b>	4	16.760	<b>23.644</b>	20.118	1:00.522	2	16.746	24.241	20.292	1:01.279
7	17.036	24.975	20.824	1:02.835	5	<b>16.666</b>	23.829	<b>20.025</b>	<b>1:00.520</b>	3	16.570	23.795	20.351	1:00.716
8	17.008	24.181	20.635	1:01.824	6	16.800	23.751	20.551	1:01.102	4	16.612	23.811	20.107	1:00.530
9	17.175	<b>23.859</b>	21.322	1:02.356	7	16.716	23.904	20.089	1:00.709	5	16.573	23.791	20.481	1:00.845
<b>N°610 CHASTANET Julien</b>					8	17.008	23.729	20.276	1:01.013	6	16.556	23.552	20.108	1:00.216
1	18.693	30.253	21.030	1:09.976	9	16.959	24.006	20.216	1:01.181	7	<b>16.548</b>	23.601	20.047	1:00.196
2	17.027	24.405	20.406	1:01.838	<b>N°619 DUBEDAT Thomas</b>					8	16.620	23.724	<b>19.972</b>	1:00.316
3	16.794	23.999	20.488	1:01.281	1	18.836	25.056	20.267	1:04.159	9	16.591	<b>23.355</b>	20.043	<b>59.989</b>
4	16.773	23.861	20.102	1:00.736	2	16.981	24.313	20.225	1:01.519	<b>N°635 GORGUES Maxime</b>				
5	16.790	23.854	20.128	1:00.772	3	16.415	23.535	19.814	59.764	1	18.252	24.842	20.561	1:03.655
6	16.792	23.638	19.974	1:00.404	4	16.711	23.767	19.717	1:00.195	2	17.484	25.019	20.469	1:02.972
7	16.728	<b>23.580</b>	<b>19.957</b>	<b>1:00.265</b>	5	16.600	23.391	19.780	59.771	3	16.940	24.050	20.258	1:01.248

### KA 100

### Manche Qualificative 1 (MQ1)

### Analyse des tours

Pour information, sans valeur officielle

Tours	Secteur 1	Secteur 2	Secteur 3	Temps au tour
4	20.817	24.648	20.376	1:05.841
5	16.997	<b>23.956</b>	20.511	1:01.464
6	<b>16.794</b>	<b>23.808</b>	21.555	1:02.157
7	16.851	23.883	<b>20.141</b>	<b>1:00.875</b>
8	16.887	<b>23.772</b>	<b>20.059</b>	<b>1:00.718</b>
9	<b>16.532</b>	<b>23.530</b>	<b>19.907</b>	<b>59.969</b>

N°641 MICHEL Louka				
Tours	Secteur 1	Secteur 2	Secteur 3	Temps au tour
1	<b>19.436</b>	<b>24.817</b>	<b>20.578</b>	<b>1:04.831</b>
2	<b>16.965</b>	<b>24.280</b>	<b>20.422</b>	<b>1:01.667</b>
3	<b>16.725</b>	<b>24.268</b>	<b>20.217</b>	<b>1:01.210</b>
4	<b>16.681</b>	<b>23.909</b>	<b>20.145</b>	<b>1:00.735</b>
5	16.997	23.933	<b>20.065</b>	1:00.995
6	17.022	<b>23.788</b>	20.123	1:00.933
7	16.795	24.031	20.142	1:00.968
8	16.840	23.864	20.134	1:00.838
9	16.955	23.940	20.109	1:01.004

N°642 CARROT Ewan				
Tours	Secteur 1	Secteur 2	Secteur 3	Temps au tour
1	<b>17.814</b>	<b>24.335</b>	<b>20.566</b>	<b>1:02.715</b>
2	<b>16.882</b>	<b>23.818</b>	<b>20.154</b>	<b>1:00.854</b>
3	<b>16.696</b>	<b>23.650</b>	<b>20.022</b>	<b>1:00.368</b>
4	17.003	23.715	<b>19.812</b>	1:00.530
5	<b>16.561</b>	<b>23.606</b>	19.831	<b>59.998</b>
6	<b>16.488</b>	<b>23.457</b>	<b>19.668</b>	<b>59.613</b>
7	<b>16.475</b>	<b>23.377</b>	19.713	<b>59.565</b>
8	<b>16.229</b>	23.409	<b>19.574</b>	<b>59.212</b>
9	<b>16.213</b>	<b>23.251</b>	19.746	<b>59.210</b>

N°644 VINOT Malone				
Tours	Secteur 1	Secteur 2	Secteur 3	Temps au tour
1	<b>18.009</b>	<b>24.251</b>	<b>20.277</b>	<b>1:02.537</b>
2	<b>16.710</b>	<b>23.906</b>	<b>20.191</b>	<b>1:00.807</b>
3	16.720	<b>23.591</b>	<b>20.167</b>	<b>1:00.478</b>
4	<b>16.467</b>	23.608	<b>19.915</b>	<b>59.990</b>
5	16.468	<b>23.580</b>	<b>19.719</b>	<b>59.767</b>
6	<b>16.379</b>	<b>23.320</b>	19.747	<b>59.446</b>
7	16.544	23.370	<b>19.627</b>	59.541
8	<b>16.352</b>	<b>23.306</b>	19.731	<b>59.389</b>
9	16.386	23.512	19.798	59.696

N°647 PIERARD Enzo				
Tours	Secteur 1	Secteur 2	Secteur 3	Temps au tour
1	<b>19.818</b>	<b>25.560</b>	<b>20.627</b>	<b>1:06.005</b>
2	<b>17.090</b>	<b>24.133</b>	<b>20.332</b>	<b>1:01.555</b>
3	<b>16.787</b>	<b>23.914</b>	<b>20.290</b>	<b>1:00.991</b>
4	<b>16.652</b>	<b>23.793</b>	20.299	<b>1:00.744</b>
5	16.685	<b>23.777</b>	<b>20.132</b>	<b>1:00.594</b>
6	16.802	<b>23.762</b>	20.147	1:00.711
7	16.812	23.957	20.238	1:01.007
8	16.838	23.768	20.475	1:01.081
9	17.004	23.771	<b>19.901</b>	1:00.676

N°654 CASTROVILLARI Vincent				
Tours	Secteur 1	Secteur 2	Secteur 3	Temps au tour
1	<b>19.336</b>	<b>25.023</b>	<b>20.567</b>	<b>1:04.926</b>

Tours	Secteur 1	Secteur 2	Secteur 3	Temps au tour
2	<b>17.130</b>	<b>24.070</b>	<b>20.432</b>	<b>1:01.632</b>
3	<b>16.976</b>	24.482	<b>20.182</b>	1:01.640
4	<b>16.657</b>	<b>23.949</b>	<b>19.805</b>	<b>1:00.411</b>
5	<b>16.621</b>	<b>23.740</b>	19.856	<b>1:00.217</b>
6	<b>16.405</b>	<b>23.530</b>	20.121	<b>1:00.056</b>
7	16.638	23.689	19.984	1:00.311
8	16.698	<b>23.458</b>	19.899	<b>1:00.055</b>
9	16.645	23.484	19.891	<b>1:00.020</b>






















N°686 URBANI Lucas				
Tours	Secteur 1	Secteur 2	Secteur 3	Temps au tour
1	<b>20.120</b>	<b>26.887</b>	<b>21.455</b>	<b>1:08.462</b>
2	<b>17.569</b>	<b>24.929</b>	<b>21.048</b>	<b>1:03.546</b>
3	17.653	<b>24.710</b>	<b>20.838</b>	<b>1:03.201</b>
4	<b>17.183</b>	24.779	20.870	<b>1:02.832</b>
5	17.340	<b>24.673</b>	<b>20.545</b>	<b>1:02.558</b>
6	17.310	<b>24.497</b>	20.550	<b>1:02.357</b>
7	17.306	<b>24.465</b>	20.721	1:02.492
8	17.340	24.618	<b>20.531</b>	1:02.489
9	17.376	<b>24.462</b>	21.131	1:02.969



### KA 100

### Manche Qualificative 1 (MQ1) Grille de départ

Sous réserve du contrôle technique ou d'incidents d'ordre sportif

		<b>11</b>	607 MARTINEZ Julien		
629	PINARD Jules		<b>10</b>	602 JEANNE Louis	
625	CARROT Yoann		<b>9</b>	686 URBANI Lucas	
615	DECARIS Alyssa		<b>8</b>	605 AUBOURG Guillaume	
611	GLOAGUEN Manon		<b>7</b>	618 RIQUIER Raphaël	
604	REBBERT-DOMINGUES Vincent		<b>6</b>	634 BARTHELEMY Clément	
641	MICHEL Louka		<b>5</b>	654 CASTROVILLARI Vincent	
647	PIERARD Enzo		<b>4</b>	619 DUBEDAT Thomas	
624	JEANNEY Ghiless-Lucas		<b>3</b>	635 GORGUES Maxime	
610	CHASTANET Julien		<b>2</b>	644 VINOT Malone	
616	GLEIZES Paul		<b>1</b>	642 CARROT Ewan	

POLE POSITION



Départ : 06/05 - 14:15 9 Tours = 13.275 km

IAME SERIES VARENNES 05-07/05/2023

Patricia FARGUES

Page 1 / 1

Apex Timing GoRacing 

[www.iameseriesfrance.com](http://www.iameseriesfrance.com)

