

Championnat Ligue BFC 2023 - J1

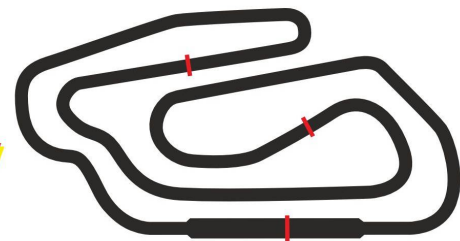
SOUCY - 18 & 19 Mars

Kart BFC



Sens Trophy

course 1

**BFC2023****Document 3.1 OFFICIEL****Mini 60****Chrono (ch)****Résultats**

Sous réserve du contrôle technique ou d'incidents d'ordre sportif

Clt	N°	Pilote	Secteur 1	Secteur 2	Secteur 3	Temps	Ecart	Tours
1	503	MULLER Tom	20.120	19.767	21.298	1:01.185		5
2	522	SOER Carsten	20.220	19.692	21.630	1:01.542	0.357	5
3	515	GOMIS Eliot	19.972	19.964	21.793	1:01.729	0.544	5
4	502	THIEBAULT Noam	20.167	20.430	21.851	1:02.448	1.263	5
5	510	CAUTARD Lucas	20.599	20.287	21.585	1:02.471	1.286	5
6	501	THIEBAULT Leny	20.447	20.325	22.316	1:03.088	1.903	5
7	525	GIRARDET Maël				1:03.244	2.059	5
8	530	BAILLY Ethan	21.052	20.463	21.774	1:03.289	2.104	5
9	567	JONNETTE Arthur	20.586	20.451	22.396	1:03.433	2.248	5
10	504	VANHAEVERBEEK Louve	21.080	20.483	22.683	1:04.246	3.061	5
11	505	MONNIER Dan	21.542	20.601	22.812	1:04.955	3.770	3
12	518	PERRISSOL Yann	21.269	21.261	23.280	1:05.810	4.625	4
13	513	BERGAENTZLE Delia-Rose	20.980	21.905	23.309	1:06.194	5.009	5
14	512	LAMARCHE Ayrton	21.710	21.693	22.893	1:06.296	5.111	4
15	524	DEGLI ESPOSTI Axel	21.569	21.574	23.553	1:06.696	5.511	5
16	507	GIRARD Etienne	21.789	21.918	23.412	1:07.119	5.934	4
17	526	SANDONA Stan	24.219	23.425	25.504	1:13.148	11.963	4

Départ : 19/03 - 08:57:46

Meilleur tour : N°503 MULLER Tom

1:01.185 64.72 km/h

Météo : Pluie Air : 14°C Piste : Mouillée

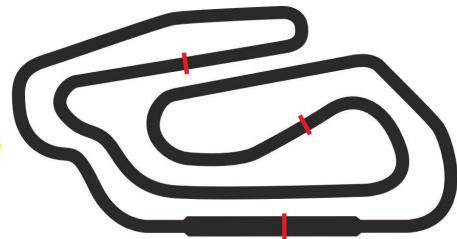
Championnat Ligue BFC 2023 - J1

SOUCY - 18 & 19 Mars

Kart BFC



Sens Trophy course 1



BFC2023

Mini 60

Chrono (ch)

Pour information, sans valeur officielle

Best Sectors Analysis

S1		
Clt	N°	Temps
1	503	19.912
2	515	19.972
3	502	20.167
4	522	20.185
5	530	20.343
6	501	20.447
7	567	20.586
8	510	20.599
9	504	20.925
10	513	20.980
11	518	21.269
12	507	21.376
13	505	21.408
14	524	21.569
15	512	21.710
16	526	23.571

S2		
Clt	N°	Temps
1	522	19.692
2	503	19.745
3	515	19.964
4	502	20.061
5	510	20.205
6	530	20.290
7	501	20.325
8	567	20.451
9	504	20.483
10	505	20.601
11	518	21.261
12	513	21.455
13	524	21.574
14	512	21.693
15	507	21.897
16	526	22.944

S3		
Clt	N°	Temps
1	503	21.298
2	522	21.467
3	510	21.585
4	515	21.737
5	530	21.774
6	502	21.790
7	567	22.061
8	501	22.153
9	504	22.595
10	505	22.812
11	512	22.851
12	513	23.177
13	524	23.224
14	518	23.280
15	507	23.412
16	526	25.504

Ideal Lap Times					
Clt	N°	Pilote	Ideal Lap	Best Lap	Diff.
1	503	MULLER Tom	1:00.955	1:01.185	0.230
2	522	SOER Carsten	1:01.344	1:01.542	0.198
3	515	GOMIS Eliot	1:01.673	1:01.729	0.056
4	502	THIEBAULT Noam	1:02.018	1:02.448	0.430
5	510	CAUTARD Lucas	1:02.389	1:02.471	0.082
6	530	BAILLY Ethan	1:02.407	1:03.289	0.882
7	501	THIEBAULT Leny	1:02.925	1:03.088	0.163
8	567	JONNETTE Arthur	1:03.098	1:03.433	0.335
9	504	VANHAEVERBEEK Louve	1:04.003	1:04.246	0.243
10	505	MONNIER Dan	1:04.821	1:04.955	0.134
11	513	BERGAENTZLE Delia-Rose	1:05.612	1:06.194	0.582
12	518	PERRISSOL Yann	1:05.810	1:05.810	
13	512	LAMARCHE Ayrton	1:06.254	1:06.296	0.042
14	524	DEGLI ESPOSTI Axel	1:06.367	1:06.696	0.329
15	507	GIRARD Etienne	1:06.685	1:07.119	0.434
16	526	SANDONA Stan	1:12.019	1:13.148	1.129

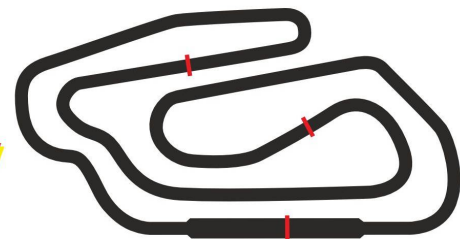
Championnat Ligue BFC 2023 - J1

SOUCY - 18 & 19 Mars

Kart BFC



Sens Trophy course 1



BFC2023

Mini 60

Chrono (ch)

Analyse des tours

Pour information, sans valeur officielle

Tours	Secteur 1	Secteur 2	Secteur 3	Temps au tour
-------	-----------	-----------	-----------	---------------

N°501 THIEBAULT Leny				
1	21.492	20.528	23.078	1:05.098
2	20.873	20.640	22.429	1:03.942
3	20.868	20.941	22.153	1:03.962
4	20.518	20.494	22.259	1:03.271
5	20.447	20.325	22.316	1:03.088

N°502 THIEBAULT Noam				
1	21.186	20.623	22.843	1:04.652
2	21.959	20.406	22.617	1:04.982
3	20.881	20.583	21.847	1:03.311
4	20.642	20.061	21.790	1:02.493
5	20.167	20.430	21.851	1:02.448

N°503 MULLER Tom				
1	20.881	20.308	22.642	1:03.831
2	20.422	19.989	21.575	1:01.986
3	20.271	19.745	21.755	1:01.771
4	20.120	19.767	21.298	1:01.185
5	19.912	20.004	21.438	1:01.354

N°504 VANHAEVERBEEK Louve				
1	21.217	21.182	22.680	1:05.079
2	21.080	20.483	22.683	1:04.246
3	21.470	20.604	22.595	1:04.669
4	20.925	21.505	23.238	1:05.668
5	21.144	21.200	23.340	1:05.684

N°505 MONNIER Dan				
1	22.075	21.660	23.304	1:07.039
2	21.542	20.601	22.812	1:04.955
3	21.408	1:52.118	23.504	2:37.030

N°507 GIRARD Etienne				
1	23.751	23.363	24.751	1:11.865
2	21.827	22.405	24.936	1:09.168
3	21.376	21.897	24.205	1:07.478
4	21.789	21.918	23.412	1:07.119

N°510 CAUTARD Lucas				
1	21.841	21.005	22.516	1:05.362
2	21.058	20.400	22.101	1:03.559
3	20.869	20.246	22.309	1:03.424
4	20.840	20.205	22.648	1:03.693
5	20.599	20.287	21.585	1:02.471

N°512 LAMARCHE Ayrton				
1	23.317	21.960	24.285	1:09.562
2	22.265	21.758	23.762	1:07.785
3	22.139	31.249	22.851	1:16.239
4	21.710	21.693	22.893	1:06.296

N°513 BERGAENTZLE Delia-Rose				
1	22.826	22.037	24.413	1:09.276
2	22.331	21.819	24.129	1:08.279
3	21.873	21.455	23.690	1:07.018
4	21.556	21.639	23.177	1:06.372
5	20.980	21.905	23.309	1:06.194

N°515 GOMIS Eliot				
1	20.654	20.192	22.644	1:03.490

Tours	Secteur 1	Secteur 2	Secteur 3	Temps au tour
-------	-----------	-----------	-----------	---------------

2	20.646	20.001	21.737	1:02.384
3	20.346	20.219	21.920	1:02.485
4	20.186	20.332	21.763	1:02.281
5	19.972	19.964	21.793	1:01.729

N°518 PERRISSOL Yann				
1	22.820	51.225	24.228	1:38.273
2	22.660	21.315	37.444	1:21.419
3	21.678	21.407	23.488	1:06.573
4	21.269	21.261	23.280	1:05.810

N°522 SOER Carsten				
1	20.733	20.020	22.114	1:02.867
2	20.652	19.836	21.680	1:02.168
3	20.220	19.692	21.630	1:01.542
4	20.300	19.779	21.467	1:01.546
5	20.185	20.123	21.613	1:01.921

N°524 DEGLI ESPOSTI Axel				
1	22.858	22.673	23.978	1:09.509
2	21.980	22.154	23.647	1:07.781
3	21.863	21.774	23.224	1:06.861
4	21.785	21.716	23.591	1:07.092
5	21.569	21.574	23.553	1:06.696

N°525 GIRARDET Maël				
1				1:04.952
2				1:04.081
3				1:03.244
4				1:04.150
5				1:04.095

N°526 SANDONA Stan				
1	24.244	24.263	28.044	1:16.551
2	23.816	23.201	27.101	1:14.118
3	23.571	22.944	26.740	1:13.255
4	24.219	23.425	25.504	1:13.148

N°530 BAILLY Ethan				
1	21.482	20.522	22.826	1:04.830
2	21.582	20.290	22.433	1:04.305
3	21.455	20.827	22.004	1:04.286
4	21.052	20.463	21.774	1:03.289
5	20.343	21.662	22.132	1:04.137

N°567 JONNETTE Arthur				
1	21.381	25.729	22.061	1:09.171
2	20.951	28.672	23.171	1:12.794
3	21.025	20.642	22.930	1:04.597
4	20.909	20.575	22.472	1:03.956
5	20.586	20.451	22.396	1:03.433